



Window & Door Trim  
Decorative Millwork  
Louvers  
Post Wraps  
Trellis Systems  
Stone Surround Systems  
Stone Balustrades & Columns



**Stone & Timber**

# Stone & Timber



## Table of Contents

Window & Door Trim . . . . .	4 - 7
Decorative Millwork . . . . .	8 - 13
Louvers . . . . .	14
Post Wraps. . . . .	14
Trellis Systems . . . . .	15
Stone Surround Systems . .	16 - 18
Stone Balustrades & Columns . . .	19
Finishing & Installation . . .	20 - 21
Index . . . . .	22 - 23

## Introduction

Stone & Timber textured polyurethane products bring two unique architectural styles of homes to the Fypon® collection, expanding our appeal to include homes that feature stone and stucco as major themes.

Our timber products provide an authentic early American feel that brings to mind cottages, ranches, and prairie farmhouses. Made from durable, high-performance polyurethane with authentic woodgrain textures, timber products provide the look of real wood with the durability and performance of polyurethane. From shutters and corbels to beams, Fypon® offers a variety of products to help create a distinctive look for any home, in any region of the country.

Our stone enhancements are a perfect finishing element to a cobblestone façade, providing a clean edge to entrances and windows, or a clean line around the perimeter of the home. The ability of polyurethane to match the look of real stone, while still lightweight, makes our stone textured products the perfect accent to stone homes or veneers.

But the true beauty of these products is their ability to weather the elements. Unlike pre-cast concrete and wood, our Stone & Timber products resist warping, splitting, moisture and insect infestation, giving you the peace-of-mind of a low maintenance product.

## Features & Benefits

- **Regionally-inspired designs** that can be incorporated into any home style
- **Constructed of lightweight**, high-density polyurethane with an authentic woodgrain or stone texture that is low maintenance
- **Eliminates problems** inherent to wood products including shrinking, swelling, splintering and rotting
- **Resistant to moisture and insects**
- **Factory-primed** and ready to be stained or painted prior to or after installation
- **Cost-effective alternative** to real wood or stone products that is lighter and easier to install
- **Non-structural products** can be installed over a variety of home exteriors including stucco, brick, stone and vinyl
- **Standard product ships within five days** and is backed by a lifetime limited warranty for homeowners\*\*



## Understanding the Product

The following guidelines will help you when using this catalog and choosing Stone & Timber products for your project:

- Products are for decorative purposes only.
- Dimensions shown are actual sizes.
- All shutters are sold in pairs, except for the board panels for shutter fabrication, which are sold individually.
- All Stone & Timber products are factory-primed with an oatmeal primer (*unless otherwise noted*) and are ready to be stained or painted.

### Cutting & Milling

Fypon polyurethane products can be cut and trimmed with standard woodworking tools. Table saws, circular saws, jig saws, band saws and miter saws will give you excellent results during the installation process. **Note:** *Trimming shutters will remove the texture and create an exposed polyurethane edge. This edge must be patched with standard wood filler and finished with paint or stained to protect the exposed polyurethane from discoloration from the sun.*

### Stone & Timber Textures

All Stone & Timber products feature a realistic wood grain or stone texture on all visible (installed) surfaces. Because many of these products have been moulded from real wood or concrete elements, the depth and pattern of the texture may vary slightly from category to category.

Most of the timber products have a texture that resembles sand-blasted cedar. The following products are exceptions, and close-ups of their textures are shown\*.



Milled Style Beams

Mesa Style Beams

Tahoe Style Beams



Louvers



Stone

## Lead Time

We know you need products quickly, so we inventory all of the products in this catalog and ship them within five working days. Special orders and custom designs may require additional time.

Please use the guidelines below for placing your orders. As always, if you have any questions, please give us a call. We're here to help you in any way that we can.

1. **Standard orders** ship from our facility in Indiana within five (5) working days.
2. **Large volume orders** may require additional lead time. Your Customer Service Representative will work with you to determine a ship date.
3. **Fabricated products** (modifying stock items into special sizes or designs) ship within five (5) working days.
4. **For custom designs** involving the creation of new masters and moulds, we will work with you to determine the exact product specifications and ship dates on an individual project basis.

These guidelines are intended to cover most, but not all, order situations. For any orders that ship later than five (5) days, we will notify you and work with you to identify a ship date.

## Why Wood?

Fypon polyurethane products provide superior performance over many traditional building materials, due to their inherent properties. Urethane is a closed-cell product, making it impervious to moisture and insects. It will not rot, warp, crack, chip or peel the way wood does. Urethane offers the beauty of wood with the low maintenance performance of synthetic trim.

Here are some more reasons to ask: "Why wood?"

- Fypon Stone & Timber polyurethane millwork is replicated from real wood elements, providing you with beautiful, authentic and rich textures without the hassles of organic materials.
- The pre-primed surface is ready to stain or paint. No sanding or additional priming is needed – add one finish coat and the product is ready to install!
- Urethane is lightweight, making the product easier to handle and install compared to wood millwork and trim.
- For even greater peace-of-mind, we stand behind all of our products with a lifetime limited warranty for homeowners.\*\*



Painted Wood Corbel



Painted Urethane Corbel

\* Due to variations in lighting, computer monitors (PDF) and printing processes, the colors in this catalog may not be representative of the actual product color.

\*\* For complete details on our warranty, see your nearby Fypon dealer or visit [www.fypon.com](http://www.fypon.com).

# Window & Door Trim

## Components

- Plank Shutters
- Board Shutters
- Louvered Shutters
- Lineal Mouldings
- Pot Shelves

Fypon® timber shutters provide the look of real wood without splitting, rotting and flaking, and provide the substance for durability that you won't get from a polypropylene shutter. There are seven styles to choose from in a variety of sizes\*. In addition, Fypon® offers fabrication boards for customers who would prefer to create their own style.

Our pot shelves add a little extra touch to any window. They are available in three styles. Combine the pot shelf with a pair of shutters to give any home the look and feel of a cozy country cottage.

\*Fypon offers a full line of smooth white louvered and raised panel shutters. Please see our Full Line Product Catalog for more information.



## Two Plank Shutters

### Window & Door Trim



Part Number	Width	Height	Projection
<b>SH2P012X36S</b>	12"	36"	1 1/2"
<b>SH2P012X42S</b>	12"	42"	1 1/2"
<b>SH2P012X48S</b>	12"	48"	1 1/2"
<b>SH2P012X54S</b>	12"	54"	1 1/2"

## Three Plank Shutters

### Window & Door Trim



Part Number	Width	Height	Projection
<b>SH3P016X36S</b>	16"	36"	1 1/2"
<b>SH3P016X42S</b>	16"	42"	1 1/2"
<b>SH3P016X48S</b>	16"	48"	1 1/2"
<b>SH3P016X54S</b>	16"	54"	1 1/2"
<b>SH3P016X60S</b>	16"	60"	1 1/2"
<b>SH3P016X72S</b>	16"	72"	1 1/2"
<b>SH3P018X36S</b>	18"	36"	1 1/2"
<b>SH3P018X48S</b>	18"	48"	1 1/2"
<b>SH3P018X54S</b>	18"	54"	1 1/2"
<b>SH3P018X60S</b>	18"	60"	1 1/2"
<b>SH3P018X62S</b>	18"	62"	1 1/2"
<b>SH3P018X66S</b>	18"	66"	1 1/2"
<b>SH3P018X72S</b>	18"	72"	1 1/2"
<b>SH3P020X42S</b>	20"	42"	1 1/2"
<b>SH3P020X48S</b>	20"	48"	1 1/2"
<b>SH3P020X54S</b>	20"	54"	1 1/2"
<b>SH3P020X66S</b>	20"	66"	1 1/2"

## Two Plank Shutters *with Diamond*

### Window & Door Trim



Part Number	Width	Height	Projection
<b>SH2PD18X40S</b>	18"	40"	1 1/2"
<b>SH2PD18X48S</b>	18"	48"	1 1/2"
<b>SH2PD18X60S</b>	18"	60"	1 1/2"
<b>SH2PD18X66S</b>	18"	66"	1 1/2"
<b>SH2PD24X48S</b>	24"	48"	1 1/2"
<b>SH2PD24X54S</b>	24"	54"	1 1/2"

## Three Board & Batten Shutters

Window & Door Trim



Part Number	Width	Height	Projection
SH3PC14X39S	14"	39"	1 1/2"
SH3PC14X47S	14"	47"	1 1/2"
SH3PC14X55S	14"	55"	1 1/2"
SH3PC14X59S	14"	59"	1 1/2"
SH3PC14X63S	14"	63"	1 1/2"
SH3PC16X36S	16"	36"	1 1/2"
SH3PC16X42S	16"	42"	1 1/2"
SH3PC16X48S	16"	48"	1 1/2"
SH3PC16X54S	16"	54"	1 1/2"
SH3PC16X60S	16"	60"	1 1/2"
SH3PC16X72S	16"	72"	1 1/2"
SH3PC18X42S	18"	42"	1 1/2"
SH3PC18X48S	18"	48"	1 1/2"
SH3PC18X60S	18"	60"	1 1/2"
SH3PC18X66S	18"	66"	1 1/2"
SH3PC18X72S	18"	72"	1 1/2"
SH3PC18X84S	18"	84"	1 1/2"
SH3PC24X48S	24"	48"	1 1/2"
SH3PC24X60S	24"	60"	1 1/2"
SH3PC24X66S	24"	66"	1 1/2"
SH3PC24X72S	24"	72"	1 1/2"

## Three Board Shutters *with Border*

Window & Door Trim



Part Number	Width	Height	Projection
SH3PB15X46S	15"	46"	1"
SH3PB18X40S	18"	40"	1"
SH3PB18X66S	18"	66"	1"
SH3PB24X54S	24"	54"	1"

## Arched Board & Batten Shutters

Window & Door Trim



Part Number	Width	Overall Height	Short Point	Projection
SH2PHLR12X48S 2 Board & Batten	12"	48"	40"	1 1/2"
SH3PHLR18X66S 3 Board & Batten	18"	66"	50"	1 1/2"
SH3PHLR24X70S 3 Board & Batten	24"	70"	48"	1 1/2"
SH3PHLR24X86S 3 Board & Batten	24"	86"	66"	1 1/2"
SH4PHLR24X82S 4 Board & Batten	24"	82"	60"	1 1/2"

## Elliptical Board & Batten Shutters

Window & Door Trim



Part Number	Width	Overall Height	Short Point	Projection
SH4PHLR24X60S 4 Board & Batten	24"	60"	54"	1 1/2"
SH4PHLR24X64S 4 Board & Batten	24"	64"	60"	1 1/2"




## Louvered Shutters *with Center Rail*

Window & Door Trim





Part Number	Width	Height	Projection
LVSH12X36FNCR3S	12"	36"	1 1/2"
LVSH12X48FNCR3S	12"	48"	1 1/2"
LVSH16X48FNCR3S	16"	48"	1 1/2"
LVSH16X60FNCR3S	16"	60"	1 1/2"
LVSH18X48FNCR4S	18"	48"	1 1/2"
LVSH18X60FNCR4S	18"	60"	1 1/2"

## Board Panels *for Shutter Fabrication*


Window & Door Trim	Part Number	Width	Height	Thickness
	<b>SH3PCPL14X88S</b> 3 Board Panel <i>Sold in individual sheets.</i>	14"	88"	3/4"
	<b>SH4P24X144X2S</b> 4 Board Panel <i>Sold in individual sheets.</i>	24"	144"	2"
	<b>SH5P30X144S</b> 5 Board Panel <i>Sold in individual sheets.</i>	29 3/4"	144"	3/4"

## Louvered Panels *for Shutter Fabrication*


Window & Door Trim	Part Number	Width	Height	Projection
 	<b>LVSSNN32X144S</b> <i>Sold in individual sheets.</i>	32"	144"	2 1/32"

Products Shown: LVSSNN32X144S (Louvered Panel, fabricated), PS72X18S (Tapered Pot Shelf)

## Brick Mould

Window & Door Trim	Part Number	Projection	Height	Length
	<b>MLDWM180-8S</b>	1 1/4"	2"	8'


## Flat Trim Mouldings

Window & Door Trim	Part Number	Thickness	Width	Length
	<b>FLT151-12S</b>	3/4"	3 1/2"	12'
	<b>FLT110-12S</b>	3/4"	5 1/2"	12'
	<b>FLT187-12S</b>	3/4"	7 1/2"	12'
	<b>FLT173-12S</b>	3/4"	11 1/2"	12'
	<b>FLT150-12S</b>	1 1/2"	3 1/2"	12'
	<b>FLT111-12S</b>	1 1/2"	5 1/2"	12'
	<b>FLT197-12S</b>	1 1/2"	7 1/2"	12'
	<b>FLT192-12S</b>	1 1/2"	11 1/2"	12'

## L-Shaped Buried Headers

Window & Door Trim	Part Number	Projection	Height	Length
	<b>MLD388-12S</b>	6"	6"	12'
	<b>MLD398-12S</b>	8"	10"	12'
	<b>MLD397-12S</b>	10"	16"	12'

## Sill Moulding *with Taper & Drip Edge*

Window & Door Trim	Part Number	Projection	Height	Length
	<b>PS192X5S</b>	2 1/2"	5"	192"

**Note:** All pot shelves have a hollow, recessed back designed for ease of installation.

## Square Pot Shelves *with Corbels*

Window & Door Trim



Part Number	Overall Width	Overall Height	Projection	# of Corbels
<b>PS36X8S</b>	36"	14"	10"	2
<b>PS48X14S</b>	48"	14"	10"	2
<b>PS52X14S</b>	52"	14"	10"	3
<b>PS56X14S</b>	56"	14"	10"	3



Products Shown: SH3PC18X72S (Three Board & Batten Shutters), PS56X14S (Square Pot Shelf)

## Square Pot Shelves

Window & Door Trim



Part Number	Overall Width	Height	Projection
<b>PS24X8S</b>	24"	8"	10"
<b>PS72X8S</b>	72"	8"	10"
<b>PS84X8S</b>	84"	8"	10"

## Square Pot Shelves *with Corbels*



Part Number	Overall Width	Height	Projection	# of Corbels
<b>PS48X18S</b>	48"	18"	10"	2
<b>PS52X18S</b>	52"	18"	10"	2
<b>PS54X18S</b>	54"	18"	10"	2
<b>PS60X18S</b>	60"	18"	10"	2
<b>PS68X18S</b>	68"	18"	10"	2
<b>PS72X18S</b>	72"	18"	10"	2
<b>PS108X18S</b>	108"	18"	10"	3
<b>PS122X18S</b>	122"	18"	10"	4

## Pot Shelf Block *Accessories*

Window & Door Trim



Part Number	Width	Height	Projection
<b>PSBLK5X6X6S</b>	6"	6"	5"

# Decorative Millwork

## Components

- Beams
- Beam Straps
- Corbels & Rafter Tails
- Decorative Accents
- Knee Braces
- Outlookers

Typically when you think of decorative millwork, Fypon® traditional Victorian designs come to mind, but it's time to think outside the box. Our woodgrain and stone textured decorative elements provide a unique Arts and Crafts look, or add an authentic country ambiance.

Use corbels on the interior or exterior of the home to create unique detailing under an overhang or along the top of a wall, adding definition and eye-catching elements to a simplistic line.



## Beams

*Note: Inside dimensions of the beams are noted below the width and height dimensions in this chart.*

Decorative Millwork	Part Number	Width	Height	Length
	<b>BMST3X8X216S</b> Solid Cedar Beam	3 1/2"	8 1/2"	18'
<i>Note: This product does not have woodgrain texture on one of the 8 1/2" sides.</i>				
	<b>BMCDR4X3X168S</b> Milled Style	3 1/2" 2"	2 1/2" 1 3/4"	14'
	<b>BMCDR8X6X168S</b> Milled Style	7 1/4" 5 3/4"	5 3/4" 5"	14'
	<b>BMM6X8X144S</b> Mesa Style	5 31/32" 5 3/4" (Top) 3 3/4" (Bottom)	7 17/32" 6 7/32"	12'
	<b>BMM6X8X234S</b> Mesa Style	5 31/32" 3 31/32" (Top) 3 3/4" (Bottom)	7 17/32" 6 7/32"	19 1/2'
	<b>BMM8X10X234S</b> Mesa Style	7 1/4" 4 31/32" (Top) 4 1/4" (Bottom)	9" 7 3/4"	19 1/2'
	<b>BMM10X15X234S</b> Mesa Style	9 1/8" 6 23/32" (Top) 5 5/16" (Bottom)	14 13/16" 13 15/16"	19 1/2'
	<b>BMT8X10X234S</b> Tahoe Style	7 7/32" 4 15/16" (Top) 4 1/4" (Bottom)	8 31/32" 7 23/32"	19 1/2'



Products Shown: BMM8X10X234S (beam), COROG29X8S (corbel)

## Beam Straps

Decorative Millwork	Part Number	# of Bolts
	<b>BMSTRPM6X8</b> for BMM6X8X144S & BMM6X8X234S	4
	<b>BMSTRPM8X10</b> for BMM8X10X234S	6
	<b>BMSTRPM10X15</b> for BMM10X15X234S	6
	<b>BMSTRPT8X10</b> for BMT8X10X234S  Hammered Texture	6



## Beam Rafter Tails

Decorative Millwork



Part Number	Projection	Height	Overall Width
<b>BMRTS4X4X24S</b>	24"	3 1/4"	3 1/4"
<b>BMRTS6X4X12S</b>	12"	5 1/4"	3 1/4"
<b>BMRTS6X4X24S</b>	24"	5 1/4"	3 1/4"
<b>BMRTS6X6X12S</b>	12"	5 1/4"	5 1/4"
<b>BMRTS6X6X24S</b>	24"	5 1/4"	5 1/4"
<b>BMRTS8X4X12S</b>	12"	7 1/4"	3 1/4"
<b>BMRTS8X4X24S</b>	24"	7 1/4"	3 1/4"
<b>BMRTS8X6X24S</b>	24"	7 1/4"	5 1/4"

## Chamfered Rafter Tails

Decorative Millwork



Part Number	Projection	Height	Overall Width
<b>COR16X8S</b>	16"	8"	6"
<b>BMCRT25X12X6S</b>	25"	12"	6"
<b>BMRTA10X5X45S</b>	45"	11 3/16"	5 13/32"

## Bullnose Corbels *with Drip Edge*

Decorative Millwork



Part Number	Projection	Height	Overall Width
<b>CORBN14X8X6S</b>	14"	7 1/4"	5 1/4"
<b>CORBN14X10X6S</b>	14"	9 1/4"	5 1/4"
<b>CORBN16X8X4S</b>	16"	7 1/4"	3 1/4"
<b>CORBN18X6X4S</b>	18"	5 1/4"	3 1/4"
<b>CORBN18X12X6S</b>	18"	11 1/4"	5 1/4"
<b>CORBN22X10X6S</b>	22"	9 1/4"	5 1/4"
<b>CORBN24X6X6S</b>	24"	5 1/4"	5 1/4"

## Cove Corbels

Decorative Millwork



Part Number	Projection	Height	Overall Width
<b>CORCV18X6X4S</b>	18"	5 1/4"	3 1/4"
<b>CORCV18X6X6S</b>	18"	5 1/4"	5 1/4"
<b>CORCV18X8X4S</b>	18"	7 1/4"	3 1/4"
<b>CORCV18X8X6S</b>	18"	7 1/4"	5 1/4"
<b>CORCV18X10X6S</b>	18"	9 1/4"	5 1/4"
<b>CORCV18X12X6S</b>	18"	11 1/4"	5 1/4"
<b>COR24X8X6S</b>	24"	8"	6"

## Corbels & Rafter Tails *Various Styles*

Decorative Millwork	Part Number	Projection	Height	Overall Width
	<b>BKT5X5X3S</b>	5 1/2"	5 1/2"	3 1/2"
	<b>BKT5X5S</b>	5 1/2"	5 1/2"	5 1/2"
	<b>BKT7X13X7S</b>	13"	7 1/4"	7 1/2"
	<i>Can be used to accent Post Wrap, see pg. 14.</i>			
	<b>BKT11X13X6S</b>	11"	13"	6"
	<b>BKT12X12X4-7S</b>	12"	12"	4"
	<b>BKT36X7X8</b>	36"	7"	8"
	<b>BMRTBN8X4X15S</b>	15"	7 3/4"	4"
	<i>8/12 Pitch</i>			
	<b>BMRTBN8X4X30S</b>	30"	7 3/4"	4"
	<b>COR7X11S</b>	11 3/8"	7 3/8"	7"

## Corbels & Rafter Tails *Various Styles*

Decorative Millwork	Part Number	Projection	Height	Overall Width
	<b>COR7X15X4S</b>	7"	15"	4"
	<b>COR8X9X4S</b>	8"	9"	4"
	<b>COR16X10X8S</b>	16"	10 1/2"	8"
	<b>COR16X7X3RX5S</b>	16"	7 1/4"	5"
	<b>COR16X5X3S</b>	16"	5 3/8"	3 3/8"
	<b>COR21X6X12S</b>	21"	12"	6"
	<b>COR24X5X5S</b>	24"	5 1/2"	5 1/2"
	<b>COR24X6X5S</b>	24"	6 1/2"	5 1/2"






## Corbels & Rafter Tails *Various Styles*

Decorative Millwork

	Part Number	Projection	Height	Overall Width
	<b>COR24X6X6S</b>	24"	6"	6"
	<b>COR24X7X5S</b>	24"	7 1/2"	5 1/2"
	<b>COR24X16X4S</b>	24"	16"	4"
	<b>COR39X10X5.5S</b>	39"	10"	5 1/2"
	<b>COR48X7X5S</b>	48"	7 1/2"	5 1/2"
	<b>CORA24X16X4S</b>	24"	8"	4"
	<b>COROG8X12S</b>	11 3/8"	7 3/8"	7 3/8"
	<b>COROG15X7S</b>	14 1/2"	7 1/4"	6"





## Corbels & Rafter Tails *Various Styles*

Decorative Millwork

	Part Number	Projection	Height	Overall Width
	<b>COROG20X7S</b>	20"	7"	8 1/2"
	<b>COROG24X6S</b>	24"	5 7/8"	5 5/8"
	<b>COROG29X8S</b>	28 3/8"	7 3/8"	7 3/8"
	<b>COROG34X19S</b>	33 3/4"	18 3/4"	7 3/8"
	<b>COROGA15X7S</b>	14 1/2"	7 1/4"	6"
	<b>COROGD15X7S</b>	14 1/2"	7 1/4"	6"
	<b>COROGF15X7S</b>	14 1/2"	7 1/4"	6"
	<b>COROG48X8S</b>	48"	7 3/8"	7 3/8"

# Decorative Accents

Decorative Millwork

Decorative Millwork	Part Number	Width	Height	Projection
	<b>CN6X6</b> Tile Vent  <i>This part is smooth with white primer.</i>	6"	6"	6"  4" Inside Diameter
	<b>DA12X12SQXS</b> Decorative Panel	12"	12"	3 1/2"
	<b>FMS8X8X2S</b> Fixture Mount	8"	8"	2"
	<b>FM8X12X2S</b> Fixture Mount	8"	12"	2"



Products Shown: CN6X6 (Tile Vent), MLD398-12S (L Shaped Buried Header, modified)

# Knee Braces








Decorative Millwork

Decorative Millwork	Part Number	Projection	Height	Overall Width
	<b>BKT12X24X3S</b> Cove	12"	24"	3 3/8"
	<b>BKTCV18X24X4S</b> Cove	18"	24"	3 1/4"
	<b>BKTCV18X24X6S</b> Cove	18"	24"	5 1/4"
	<b>BKTCV21X30X4S</b> Cove	21"	30"	3 1/4"
	<b>BKTCV21X30X6S</b> Cove	21"	30"	5 1/4"
	<b>BKTSC18X24X3S</b> Scroll	18"	24"	3"
	<b>BKTS18X24X6S</b> Straight	18"	24"	5 1/4"
	<b>BKT22X30X6S</b> Fancy Cove	21 1/2"	30"	6"



Products Shown: BKT22X30X6S (Knee Brace), PSTWKIT96X8S (Post Wrap Kit, modified), PSTWCAP8S (Post Wrap Cap, modified)

# Outlookers

Brackets	Part Number	Projection	Height	Overall Width
	<b>BKT5X10S</b> Coved Block	5"	10"	3 1/2"
	<b>BKT12X18X3X1S</b> Chamfered	12"	18"	3 1/2"
	<b>BKT18X18X3X1S</b> Chamfered	18"	18"	3 1/2"
	<b>BKT12X20X3S</b> Slant	12"	20"	3 1/2"
	<b>BKT18X20X3S</b> Slant	18"	20"	3 1/2"
	<b>BKT14X16X3.5S</b> Chamfered	14"	16"	3 1/2"
	<b>BKT16X18X4S</b> Arched	16"	18"	4"
	<b>BKT16X32X4S</b> Chamfered	16"	32"	4"
	<b>BKT18X9X3S</b> Angled	18"	9"	3"

# Outlookers *Continued*

Brackets	Part Number	Projection	Height	Overall Width
	<b>BKT21X20X6S</b> Cove	21 1/2"	20"	5 1/2"
	<b>BKT22X24X4S</b> Arched - Solid	21 1/2"	24"	3 3/4"
	<b>BKT28X32X4S</b> Arched - Solid	28"	32"	4 1/4"
	<b>BKT14X30X7.5S</b> Chamfered Fancy	13 1/2"	30"	7 1/2"
	<b>BKT22X30X8S</b> Chamfered Fancy	21 1/2"	30"	7 1/2"
	<b>BKT24X18X4S</b> Post	24"	18"	4"
	<b>COR16X7X3S</b> Angled	16"	7 1/4"	3 1/2"
	<b>COR16X7X5S</b> Angled	16"	7 1/4"	5 1/2"



Products Shown: BKT22X30X8S (Chamfered Outlooker), PS72X18S (Tapered Pot Shelf)

# Louvers

## Types

### Decorative

*Non-Venting / Closed Unit*

### Functional

*Venting Unit with Screen*

Our timber louvers provide the best of both worlds, keeping the attic cool in the summer and providing a decorative element for any gable. The great thing about Fypon® louvers is that they will look just as good on the first home in a community as the last home built. They won't split, flake, or chip like real wood, and they will look as beautiful after 10 years as they did in year one *(with regular maintenance)*.

## Cathedral Louvers

### Louvers



Decorative Part Number	Functional Part Number	Width	Height	Projection
<b>CLV14X18S</b>	<b>FCLV14X18S</b>	14"	18"	2"
<b>CLV22X31S</b>	<b>FCLV22X31S</b>	22"	31"	2"

## Round Louvers

### Louvers



Decorative Part Number	Functional Part Number	Diameter	Projection
<b>RLV18S</b>	<b>FRLV18S</b>	18"	2"
<b>RLV22S</b>	<b>FRLV22S</b>	22"	2"
<b>RLV24S</b>	<b>FRLV24S</b>	24"	2"

## Vertical Louvers

### Louvers




Decorative Part Number	Functional Part Number	Width	Height	Projection
<b>LV12X18S</b>	<b>FLV12X18S</b>	12"	18"	2"
<b>LV12X24S</b>	<b>FLV12X24S</b>	12"	24"	2"
<b>LV14X18S</b>	<b>FLV14X18S</b>	14"	18"	2"
<b>LV16X24S</b>	<b>FLV16X24S</b>	16"	24"	2"
<b>LV18X24S</b>	<b>FLV18X24S</b>	18"	24"	2"
<b>LV20X30S</b>	<b>FLV20X30S</b>	20"	30"	2"

# Post Wraps

## Column Wraps

Part Number      Width      Height      Projection



**PSTWKIT8X96S**  
Post Wrap Kit

8"      96"      8"

*Post Wrap Kit ships in two pieces (3-sided wrap and backer). Dimensions are installed size.*

*BKT7X13X7S (pg. 10) can be used to accent Post Wrap.*



**PSTWCAP8S**  
Post Wrap Cap

9 1/2"      7"      5/8"

*Ships in two L-shaped halves*



**PSTWBASE8S**  
Post Wrap Base

9 1/2"      9"      5/8"

*Ships in two L-shaped halves*



Products Shown: PSTWKIT96X8S (Post Wrap Kit), BKT7X13X7S (Corbel)

# Trellis Systems

## Components

Outlookers

Reinforced Beams

Lattice

Hardware Kit

Our timber trellis systems can take a simple garage door and turn it into an architectural point of interest.

Fypon® trellises come in a complete kit with everything you need to transform either a single or double garage door. Trellis components are also available individually, making it easy to enhance a standard kit or create your own custom design.

*TRLS18987 - Shown at right with an extra BKT32X31X5S; only two come with this kit.*



## Trellis Kits

### Trellis System



Kit Part Number	Overall Width (Installed)	Overall Height (Installed)	Projection (Installed)
<b>TRLS18987</b> Fits 16' - 18' Garage Doors	21' 9" <i>Over 16' Door</i>	41 7/8"	36"
(2) BKT32X31X5S, <i>Outlooker</i> (4) BMD4X8X144S, <i>12" Beam</i> (18) FLTBA36X3X3S, <i>Rafter Tail</i> (1) TRLS18989, <i>Hardware Kit</i>	23' 9" <i>Over 18' Door</i>		
<b>TRLS18988</b> Fits 8' - 9' Garage Doors	13' 9" <i>Over 8' Door</i>	41 7/8"	36"
(2) BKT32X31X5S, <i>Outlooker</i> (2) BMD4X8X48, <i>4' Beam</i> (2) BMD4X8X144S, <i>12" Beam</i> (10) FLTBA36X3X3S, <i>Rafter Tail</i> (1) TRLS18994, <i>Hardware Kit</i>	14' 9" <i>Over 9' Door</i>		



*Products Shown: TRLS18987 (Trellis Kit), BKT32X21X3S (Reinforced Outlookers)*

## Trellis Components

Trellis System	Part Number	Projection	Height	Overall Width
	<b>BKT32X31X5S</b> Outlooker	30 5/8"	32 1/2"	5 1/4"
	<i>Reinforced with PVC</i>			
	<b>BMD4X8X48S</b> Beam	7 3/4"	4 1/4"	48"
	<i>Scrolled profile on one end only.</i>			
	<b>BMD4X8X144S</b> Beam	7 3/4"	4 1/4"	144"
	<i>Angled on one end only.</i>			
	<b>FLTBA36X3X3S</b> Lattice	36"	3 1/2"	2 3/4"
	<b>TRLS18989</b> Hardware Kit for TRLS18987	Kit Contains: (3) Angle Bracket (3) U Bracket (1) Screw Pack (1) Installation Guide		
	<b>TRLS18994</b> Hardware Kit for TRLS18988	Kit Contains: (2) Angle Bracket (2) U Bracket (1) Screw Pack (1) Installation Guide		

# Stone Surround Systems

## Components

- Arched Blocks
- Decorative Blocks
- Flat Blocks
- Pot Shelves
- Flat Block Sill
- Flat Block Plinths
- Keystone

Fypon® stone surround systems offer the look and feel of real stone architectural details, but with the benefits of polyurethane – they will not crumble or deteriorate – giving you years of low maintenance beauty for your home.

Fypon® stone products are replicated from real pre-cast concrete architectural elements. Variations in the pattern and depth of the texture are intentional, adding to the authentic look. Each piece is shipped with an oatmeal primer ready for final finishing, and can be painted or faux finished as desired.



## Arched Blocks

### Surround Systems


	Part Number	Radius	Inside Width	Overall Height	Trim Width	Projection	Trim Block Match
	<b>AR23X7ST</b>	20 <sup>21</sup> / <sub>32</sub> "	22 <sup>3</sup> / <sub>8</sub> "	10 <sup>1</sup> / <sub>4</sub> "	6 <sup>31</sup> / <sub>32</sub> "	2 <sup>7</sup> / <sub>16</sub> "	FLBST3X7X24 FLBST3X7X96
	<b>AR25X10X3ST</b>	24 <sup>3</sup> / <sub>8</sub> "	24 <sup>5</sup> / <sub>8</sub> "	13 <sup>1</sup> / <sub>8</sub> "	9 <sup>13</sup> / <sub>16</sub> "	2 <sup>5</sup> / <sub>8</sub> "	FLBST3X10X24 FLBST3X10X96
	<b>AR25X10ST</b>	24 <sup>3</sup> / <sub>8</sub> "	24 <sup>5</sup> / <sub>8</sub> "	13 <sup>1</sup> / <sub>8</sub> "	9 <sup>13</sup> / <sub>16</sub> "	4 <sup>1</sup> / <sub>16</sub> "	FLBST4X10X24 FLBST4X10X96
	<b>AR24X9ST</b>	32 <sup>15</sup> / <sub>32</sub> "	23 <sup>11</sup> / <sub>16</sub> "	9 <sup>3</sup> / <sub>16</sub> "	6 <sup>31</sup> / <sub>32</sub> "	3 <sup>7</sup> / <sub>8</sub> "	FLBST4X7X24 FLBST4X7X96
	<b>AR24X11ST</b>	34 <sup>17</sup> / <sub>32</sub> "	24 <sup>1</sup> / <sub>8</sub> "	11 <sup>1</sup> / <sub>8</sub> "	6 <sup>31</sup> / <sub>32</sub> "	2 <sup>5</sup> / <sub>8</sub> "	FLBST3X9X96
	<b>ARTD28X9X3ST</b>	49 <sup>1</sup> / <sub>8</sub> "	27 <sup>3</sup> / <sub>4</sub> "	11 <sup>1</sup> / <sub>4</sub> "	9 <sup>1</sup> / <sub>4</sub> "	2 <sup>5</sup> / <sub>8</sub> "	-
	<b>AR72X23ST</b>	57 <sup>17</sup> / <sub>32</sub> "	72 <sup>3</sup> / <sub>8</sub> "	22 <sup>3</sup> / <sub>4</sub> "	9 <sup>15</sup> / <sub>16</sub> "	3 <sup>7</sup> / <sub>8</sub> "	FLBST4X10X24 FLBST4X10X96
	<b>AR24.625X7ST</b>	64 <sup>1</sup> / <sub>16</sub> "	24 <sup>5</sup> / <sub>8</sub> "	6 <sup>13</sup> / <sub>16</sub> "	6 <sup>7</sup> / <sub>16</sub> "	2 <sup>11</sup> / <sub>16</sub> "	FLBST3X7X24 FLBST3X7X96
	<b>AR24X4ST</b>	113 <sup>23</sup> / <sub>32</sub> "	23 <sup>3</sup> / <sub>4</sub> "	4 <sup>5</sup> / <sub>8</sub> "	4 <sup>19</sup> / <sub>32</sub> "	2 <sup>7</sup> / <sub>16</sub> "	SL3X4X24ST



## Flat Blocks

Surround Systems

24" Section




96" Section

Part Number	Projection	Width	Length	Arch Match
<b>FLBST3X7X24</b>	2 5/8"	6 31/32"	24"	AR23X7ST AR24.625X7ST
<b>FLBST3X7X96</b>	2 5/8"	6 31/32"	96"	
<b>FLBST3X9X96</b>	2 5/8"	8 31/32"	96"	AR24X11ST
<b>FLBST3X10X24</b>	2 5/8"	9 15/16"	24"	AR25X10X3ST
<b>FLBST3X10X96</b>	2 5/8"	9 15/16"	96"	
<b>SL3X4X24ST</b>	2 11/16"	4 1/16"	24 3/8"	AR24X4ST
<b>FLBST4X7X24</b>	3 7/8"	6 31/32"	24"	AR24X9ST
<b>FLBST4X7X96</b>	3 7/8"	6 31/32"	96"	
<b>FLBST4X9X24</b>	3 7/8"	8 31/32"	24"	-
<b>FLBST4X9X96</b>	3 7/8"	8 31/32"	96"	
<b>FLBST4X10X24</b>	3 7/8"	9 15/16"	24"	AR25X10ST AR72X23ST
<b>FLBST4X10X96</b>	3 7/8"	9 15/16"	96"	
<b>SL4X4X24ST</b>	4 1/16"	4 1/16"	24 3/8"	-

## Decorative Blocks

Surround Systems

24" Section



96" Section

Part Number	Projection	Width	Length
<b>TD4X7X96ST</b>	3 7/16"	6 31/32"	96"
<b>TD4X9X24ST</b>	3 7/8"	8 31/32"	24"
<b>TD4X9X96ST</b>	3 7/8"	8 31/32"	96"



Products Shown: TD4X7X96ST (Decorative Block, modified)

## Flat Block Plinths

Surround Systems



Left

Right

Part Number	Width	Height	Projection
<b>ARCHPLST36X21X4</b> Left	20 5/8"	35 13/16"	3 7/8"
<b>ARCHPRST36X21X4</b> Right	20 5/8"	35 13/16"	3 7/8"

## 10" Keystone

Surround Systems



Part Number	Width	Height	Projection
<b>K10ST</b>	9 15/16"	9 15/16"	5 3/32"

## Flat Block Sill

Surround Systems



Part Number	Projection	Height	Length
<b>SL4X4X24ST-5</b> 5 Degree Slope	4 1/16"	4 1/16"	24 3/8"

## 8" Pot Shelf

Surround Systems



Part Number	Width	Height	Projection
<b>PS48X8ST</b>	47 1/2"	7 9/16"	5 7/16"

## 13" Pot Shelves

Surround Systems




Part Number	Width	Height	Projection
<b>PS52X13ST</b>	52 1/8"	13 7/16"	10 5/16"
<b>PS54X13ST</b>	53 27/32"	13 7/16"	10 5/16"
<b>PS84X13ST</b>	84 3/16"	13 7/16"	10 5/16"

## 13" Pot Shelf Section

Surround Systems



Part Number	Width	Height	Projection
<b>PS28X13ST</b>	27 23/32"	13 7/16"	10 5/16"



Products Shown: PS48X8ST (8" Pot Shelf), AR23X7ST (Arched Block), FLBST3X7X96 (Flat Block)

# Stone Balustrades & Columns

## Components

- Baluster
- Top & Bottom Rails
- Newel Post
- Post Cap
- Non-Tapered Column
- Tapered Column

Fypon® stone textured balustrades and columns are the perfect, lightweight alternative to stone. They provide the look and feel of pre-cast concrete without the weight. They also will not crumble or deteriorate the way concrete will after prolonged exposure to the elements. The perfect accent to stucco and stone facades, balustrades and columns can be used to enhance a variety of home styles, extending the rich textures of the home to the porch or balcony.



Fypon® stone balustrades and columns are non-structural and should be used in decorative applications only. Because the products are replicated from real architectural elements, variations in the pattern and depth of the texture are intentional, adding to the authentic look. Each piece is shipped with an oatmeal primer ready for final finishing, and can be painted or faux finished as desired.



## Balustrade System

Balustrades & Columns	Part Number	Width	Height	Length
	<b>BAL5X28EUST</b> Euro Baluster	5 11/32"	27 27/32"	-
	<b>BTR6X96ST</b> 6" Top Rail	6 15/32"	4 31/32"	96"
	<b>BTR6X120ST</b> 6" Top Rail	6"	4 13/16"	120"
	<b>BBR6X96ST</b> 6" Bottom Rail	6 7/32"	4 27/32"	96"
	<b>BBR6X120ST</b> 6" Bottom Rail	6"	4 21/32"	120"
	<b>PST10X10PST</b> Post Cap	9 1/2"	3"	-
	<b>NP8X48ST</b> Newel Post	8"	48"	-

## Column Kits *Non-Structural*

Balustrades & Columns	Part Number	Overall Width	Overall Height	Projection
	<b>HRCBCC96X12ST</b> Tapered Kit	22 3/8"	110 1/4"	11 3/4"
<p>Ships in 3 pieces: (1) Cap Half (1) Shaft Half (1) Base Half</p> <p><i>Kit ships in 3 pieces and creates one half column. Order two kits to create a full column.</i></p>				
	<b>HRC15X168S</b> Non-Tapered Kit	15"	167 3/16"	7 1/2"
<p>Ships in 4 pieces: (1) Cap Half (1) Shaft Top Half (1) Shaft Bottom Half (1) Base Half</p> <p><i>Kit ships in 4 pieces and creates one half column. Order two kits to create a full column.</i></p>				

# Finishing & Installation

## Finishing Techniques



Fypon products are shipped with a factory primer ready for final finishing, that may be painted or stained to enhance the natural woodgrain texture.

All Fypon woodgrain products ship with a primer coating that is ready for final finishing. Because the primer coating will not withstand long-term exterior exposure, **finishing the product with a high-quality exterior-grade paint or stain is required.** Please follow the guidelines below for the best result. For additional information and detailed installation instructions, visit [www.fypon.com](http://www.fypon.com).

### Staining

- For best results, an acrylic solid color or gel stain is recommended and will provide an authentic wood finish.
- Before proceeding with the entire project, finishing a small sample area first to achieve your final color result is recommended.
- Use your judgement as to how heavy to apply the stain, but start with a light coat using a 2" natural bristle brush and work toward the desired depth of color. Rubbing wet stain with a dry rag, sponge or feathering with a dry paintbrush will result in the most natural effect to the surface.
- Allow the product to dry completely according to the stain manufacturer's directions prior to installation.

### Painting

Fypon products may be painted with any high quality exterior-grade 100% acrylic latex paint before or after installation; usually one coat is all that is needed.

### Patching & Filling

Fill screw or nail heads with color-matched wood putty or filler.

## Installation Guidelines

Figure A

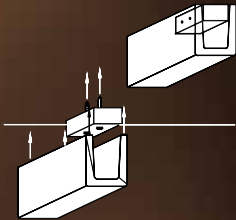


Figure B

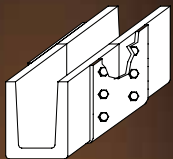
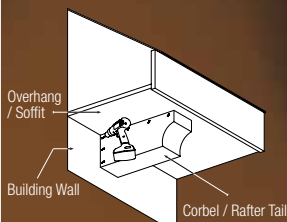


Figure C



These guidelines are for quick reference when installing polyurethane Stone & Timber products. For additional information and detailed installation instructions, visit [www.fypon.com](http://www.fypon.com).

- Urethane millwork should be used for decorative purposes only. Pieces should not be used to provide structural support, unless load bearing capacity is specified by Fypon.
- All Fypon polyurethane products are considered plant-on components requiring only the use of a PUR-compatible adhesive (such as PL Premium® polyurethane construction adhesive) and fasteners.
- For exterior installations, always use non-corrosive fasteners.
- Fypon products can be attached to any substrate, but regional building substrates such as stucco may require the installation expertise of a local professional familiar with this type of construction.

### Beams

- It is recommended that you install wood blocking to the mounting surface approximately every 24" - 36" running the full length of the beam (**Figure A**).
- Once complete, the beam can be installed using construction adhesive on the top edges and fastened to both sides of the mounting blocks with screws or nails.
- Beam seams or joints can be blended in with wood filler using a paint brush or covered with our decorative beam straps (**Figure B**).
- Beams are non-structural and not designed as a surface for the attachment of ceiling fans, lighting, etc.

### Corbels & Rafter Tails

Apply 1/2" bead of PL Premium® polyurethane construction adhesive (or equivalent) to the portions of the product that will be in contact with the building. Fasten the product to the wall and overhang (if appropriate) with non-corrosive fasteners (**Figure C**). Countersink fasteners and fill holes with caulk or wood filler.

# Acabado e instalación

## Técnicas de acabado



Los productos Fypon se envían con aplicación de imprimación de fábrica, listos para pintarse o tintarse para realzar la textura natural de las fibras de la madera.

Todos los productos Fypon de fibra de madera se envían con aplicación de imprimación de fábrica, listos para el acabado final. Debido a que el revestimiento de pintura base no soportará la exposición al exterior a largo plazo, **se requiere proporcionarle un acabado al producto con pintura o tinte de buena calidad para exteriores.** Siga las pautas que se indican a continuación para obtener los mejores resultados. Para más información e instrucciones detalladas de instalación, visite [www.fypon.com](http://www.fypon.com).

### Tinte

- Para mejores resultados, recomendamos el uso de un tinte acrílico o gel de color uniforme que le proporcionarán un acabado de madera auténtica.
- Antes de proceder con todo el proyecto, se recomienda aplicar primero el acabado en un área pequeña de prueba para lograr el resultado de color final.
- Utilice su criterio para la aplicación sustancial del tinte, pero comience con una capa ligera utilizando una brocha de cerdas naturales de 2" (5 cm) y trabaje hasta lograr la intensidad de color que desee. Frotar el tinte mojado con un paño seco, esponja o difuminarlo con una brocha seca aportará un efecto más natural a la superficie.
- Antes de instalar, permita que el producto seque completamente de acuerdo con las instrucciones del fabricante del tinte.

### Pintura

Los productos Fypon pueden pintarse con cualquier pintura para exteriores de buena calidad de 100% látex acrílico antes o después de la instalación; generalmente una capa es suficiente.

### Parchado y Rellenado

Rellene las cabezas de los tornillos o clavos con masilla o relleno para madera de un color semejante.

## Pautas del instalación

Figura A

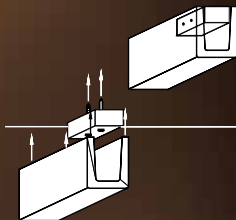


Figura B

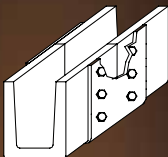
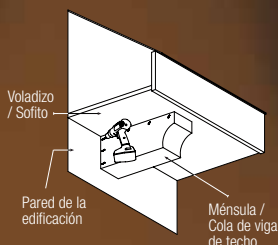


Figura C



Estas pautas son para referencia rápida cuando instale los productos de piedra y madera de uretano. Para más información e instrucciones detalladas de instalación, visite [www.fypon.com](http://www.fypon.com).

- La carpintería prefabricada de poliuretano debe utilizarse con fines decorativos únicamente. No debe ser utilizada para proporcionar soporte estructural a menos que la capacidad de soporte de carga sea especificado por Fypon.
- Todos los productos Fypon de poliuretano son considerados componentes superficiales que requieren únicamente el uso de adhesivo compatible de PUR (como adhesivo de poliuretano PL Premium® para construcción) y sujetadores mecánicos.
- Para instalaciones exteriores, siempre utilice sujetadores mecánicos que no se oxiden.
- Los productos Fypon pueden fijarse a cualquier sustrato, pero los sustratos de construcción regional tales como el estuco pueden requerir la experticia de instalación de un profesional local que esté familiarizado con este tipo de construcción.

### Vigas

- Se recomienda que instale entramado de madera en la superficie de montaje aproximadamente cada 24" - 36" (61 cm - 91.4 cm) a todo lo largo de la viga (Figura A).
- Una vez terminado, la viga puede instalarse utilizando adhesivo para construcción en los bordes superiores y fijarla a ambos lados del entramado de madera con tornillos o clavos.
- Las juntas o uniones de las vigas pueden integrarse con relleno para madera utilizando una brocha para pintar o cubriendo con nuestras franjas decorativas para vigas (Figura B).
- Las vigas no son estructurales ni están diseñadas como una superficie para la fijación de ventiladores de techo, iluminación, etc.

### Ménsulas y colas de vigas de techo

Aplique un cordón de ½" (1.3 cm) de adhesivo de poliuretano PL Premium® para construcción (o equivalente) a las porciones del producto que estarán en contacto con la edificación. Fije el producto a la pared y al voladizo (si fuese pertinente) con fijadores mecánicos que no se oxiden (Figura C). Avellane los sujetadores y rellene los agujeros con masilla o relleno para madera.



Part Number	Page	Description
FLT187-12S	6	FLAT TRIM, Timber Texture, 3/4" x 7 1/2" x 12'
FLT192-12S	6	FLAT TRIM, Timber Texture, 1 1/2" x 11 1/2" x 12'
FLT197-12S	6	FLAT TRIM, Timber Texture, 1 1/2" x 7 1/2" x 12'
FLTBA36X3X3S	15	LATTICE, Timber Texture, 2 3/4" W x 3 1/2" H x 36" P
FLV12X18S	14	VERTICAL LOUVER, Timber Texture, Functional 12" x 18"
FLV12X24S	14	VERTICAL LOUVER, Timber Texture, Functional 12" x 24"
FLV14X18S	14	VERTICAL LOUVER, Timber Texture, Functional 14" x 18"
FLV16X24S	14	VERTICAL LOUVER, Timber Texture, Functional 16" x 24"
FLV18X24S	14	VERTICAL LOUVER, Timber Texture, Functional 18" x 24"
FLV20X30S	14	VERTICAL LOUVER, Timber Texture, Functional 20" x 30"
FM8X12X2S	12	FIXTURE MOUNT, Timber Texture, 8" x 12" x 2" P
FMS8X8X2S	12	FIXTURE MOUNT, Timber Texture, Square 8" x 8" x 2" P
FRLV18S	14	ROUND LOUVER, Timber Texture, Functional 18" Diameter
FRLV22S	14	ROUND LOUVER, Timber Texture, Functional 22" Diameter
FRLV24S	14	ROUND LOUVER, Timber Texture, Functional 24" Diameter
HRC15X168ST	19	COLUMN SET, Stone Texture, 15" x 168"
HRCBCC96X12ST	19	COLUMN SET, Stone Texture, 12" x 96"
K10ST	17	KEYSTONE, Stone Texture, 9 15/16" x 9 15/16" x 5 3/32"
LV12X18S	14	VERTICAL LOUVER, Timber Texture, Decorative 12" x 18"
LV12X24S	14	VERTICAL LOUVER, Timber Texture, Decorative 12" x 24"
LV14X18S	14	VERTICAL LOUVER, Timber Texture, Decorative 14" x 18"
LV16X24S	14	VERTICAL LOUVER, Timber Texture, Decorative 16" x 24"
LV18X24S	14	VERTICAL LOUVER, Timber Texture, Decorative 18" x 24"
LV20X30S	14	VERTICAL LOUVER, Timber Texture, Decorative 20" x 30"
LVSH12X36FNCR3S	5	LOUVERED SHUTTER, Timber Texture, w/Center Rail 12" x 36" x 1" P
LVSH12X48FNCR3S	5	LOUVERED SHUTTER, Timber Texture, w/Center Rail 12" x 48" x 1" P
LVSH16X48FNCR3S	5	LOUVERED SHUTTER, Timber Texture, Center Rail 16" x 48" x 1" P
LVSH16X60FNCR3S	5	LOUVERED SHUTTER, Timber Texture, Center Rail 16" x 60" x 1" P
LVSH18X48FNCR4S	5	LOUVERED SHUTTER, Timber Texture, Center Rail 18" W x 48" H x 1" P
LVSH18X60FNCR4S	5	LOUVERED SHUTTER, Timber Texture, Center Rail 18" W x 60" H x 1" P
LVSSN32X144S	6	SHUTTER FAB PANEL, Timber Texture, Louvered 32" x 144" x 21/32"
MLD388-12S	6	MOULDING, Timber Texture, L-Shaped 6" X 6" X 12'
MLD397-12S	6	MOULDING, Timber Texture, L-Shaped 10" x 16" x 12'
MLD398-12S	6	MOULDING, Timber Texture, L-Shaped 8" x 10" x 12'
MLDW180-8S	6	MOULDING, Timber Texture, Brick Mould 1 1/4" x 2" x 96"
NP8X48ST	19	NEWEL POST, Stone Texture, 7 1/2" x 48"
PS24X8S	7	POT SHELF, Timber Texture, Square 24" X 8" X 10"
PS28X13ST	18	POT SHELF, Stone Texture, 10 5/16" X 13 7/16" X 27 23/32"
PS36X8S	7	POT SHELF, Timber Texture, 36" x 8"
PS48X8ST	18	POT SHELF, Stone Texture, 5" x 8" x 48"
PS48X14S	7	POT SHELF, Timber Texture, 48" W x 14" H x 10" P
PS48X18S	7	POT SHELF, Timber Texture, 48" W x 18" H x 10" P
PS52X13ST	18	POT SHELF, Stone Texture, 10 5/16" P x 13 7/16" H x 51 1/8" W
PS52X14S	7	POT SHELF, Timber Texture, 52" W x 14" H x 10" P
PS52X18S	7	POT SHELF, Timber Texture, 52" W x 18" H x 10" P
PS54X13ST	18	POT SHELF, Stone Texture, 9" x 13" x 54"
PS54X18S	7	POT SHELF, Timber Texture, 54" W x 18" H x 10" P
PS56X14S	7	POT SHELF, Timber Texture, 56" W x 14" H x 10" P
PS60X18S	7	POT SHELF, Timber Texture, 60" W x 18" H x 10" P
PS68X18S	7	POT SHELF, Timber Texture, 68" W x 18" H x 10" P
PS72X8S	7	POT SHELF, Timber Texture, 8" X 72" X 10"
PS72X18S	7	POT SHELF, Timber Texture, 18" H x 72" W x 10" P
PS84X8S	7	POT SHELF, Timber Texture, Square 84" X 10" X 8"
PS84X13ST	18	POT SHELF, Stone Texture, 10 5/16" P x 13 7/16" H x 72 1/2" W
PS108X18S	7	POT SHELF, Timber Texture, 108" W x 18" H x 10" P
PS122X18S	7	POT SHELF, Timber Texture, 122" W x 18" H x 10" P
PS192X5S	6	POT SHELF, Timber Texture, 192" x 5" x 2 1/2"
PSBLK5X6X6S	7	POT SHELF BLOCK, Timber Texture, Component 5" X 6" X 6"
PST10X10PST	19	NEWEL POST TOP, Stone Texture, 9 1/2" W x 3" H
PSTWBASE8S	14	POST WRAP BASE, Timber Texture, 9 1/2" W x 9" H x 5/8" Thickness
PSTWCAP8S	14	POST WRAP CAP, Timber Texture, 9 1/2" W x 7" H x 5/8" Thickness
PSTWKIT8X96S	14	POST WRAP KIT, Timber Texture, 8" W x 96" H
RLV18S	14	ROUND LOUVER, Timber Texture, Decorative 18" Dia.
RLV22S	14	ROUND LOUVER, Timber Texture, Decorative 22" Dia.
RLV24S	14	ROUND LOUVER, Timber Texture, Decorative 24" Dia.
SH2PD18X40S	4	SHUTTER, Timber Texture, 2 Plank w/Diamond 18" x 40"
SH2PD18X48S	4	SHUTTER, Timber Texture, 2 Plank w/Diamond 18" x 48"
SH2PD18X60S	4	SHUTTER, Timber Texture, 2 Plank w/Diamond 18" x 60"

Part Number	Page	Description
SH2PD18X66S	4	SHUTTER, Timber Texture, 2 Plank w/Diamond 18" x 66"
SH2PD24X48S	4	SHUTTER, Timber Texture, 2 Plank w/Diamond 24" x 48"
SH2PD24X54S	4	SHUTTER, Timber Texture, 2 Plank w/Diamond 24" x 54"
SH2PHLR12X48S	5	SHUTTER, Timber Texture, Arched 2 Board 12" W x 48" H x 1 1/2" P
SH2PO12X36S	4	SHUTTER, Timber Texture, 2 Plank 12" W x 36" H x 1 1/2" P
SH2PO12X42S	4	SHUTTER, Timber Texture, 2 Plank 12" W x 42" H x 1 1/2" P
SH2PO12X48S	4	SHUTTER, Timber Texture, 2 Plank 12" W x 48" H x 1 1/2" P
SH2PO12X54S	4	SHUTTER, Timber Texture, 2 Plank 12" W x 54" H x 1 1/2" P
SH3PB15X46S	5	SHUTTER, Timber Texture, 3 Plank w/Border 15" x 46"
SH3PB18X40S	5	SHUTTER, Timber Texture, 3 Plank w/Border 18" x 40"
SH3PB18X66S	5	SHUTTER, Timber Texture, 3 Plank 18" x 66" x 1 1/2" P
SH3PB24X54S	5	SHUTTER, Timber Texture, 3 Plank 24" x 54" x 1 1/2" P
SH3PC14X39S	5	SHUTTER, Timber Texture, 3 Board 14" x 39" x 1 1/2" P
SH3PC14X47S	5	SHUTTER, Timber Texture, 3 Board 14" x 47" x 1 1/2" P
SH3PC14X55S	5	SHUTTER, Timber Texture, 3 Board 14" x 55" x 1 1/2" P
SH3PC14X59S	5	SHUTTER, Timber Texture, 3 Board 14" x 59" x 1 1/2" P
SH3PC14X63S	5	SHUTTER, Timber Texture, 3 Board 14" x 63" x 1 1/2" P
SH3PC16X36S	5	SHUTTER, Timber Texture, 3 Board 16" W x 36" H x 1 1/2" P
SH3PC16X42S	5	SHUTTER, Timber Texture, 3 Board 16" W x 42" H x 1 1/2" P
SH3PC16X48S	5	SHUTTER, Timber Texture, 3 Board 16" W x 48" H x 1 1/2" P
SH3PC16X54S	5	SHUTTER, Timber Texture, 3 Board 16" W x 54" H x 1 1/2" P
SH3PC16X60S	5	SHUTTER, Timber Texture, 3 Board 16" W x 60" H x 1 1/2" P
SH3PC16X72S	5	SHUTTER, Timber Texture, 3 Board 16" W x 72" H x 1 1/2" P
SH3PC18X42S	5	SHUTTER, Timber Texture, 3 Board 18" W x 42" H x 1 1/2" P
SH3PC18X48S	5	SHUTTER, Timber Texture, 3 Board 18" W x 48" H x 1 1/2" P
SH3PC18X60S	5	SHUTTER, Timber Texture, 3 Board 18" W x 60" H x 1 1/2" P
SH3PC18X72S	5	SHUTTER, Timber Texture, 3 Board 18" W x 72" H x 1 1/2" P
SH3PC18X84S	5	SHUTTER, Timber Texture, 3 Board 18" W x 84" H x 1 1/2" P
SH3PC24X48S	5	SHUTTER, Timber Texture, 3 Board 24" W x 48" H x 1 1/2" P
SH3PC24X60S	5	SHUTTER, Timber Texture, 3 Board 24" W x 60" H x 1 1/2" P
SH3PC24X66S	5	SHUTTER, Timber Texture, 3 Board 24" W x 66" H x 1 1/2" P
SH3PC24X72S	5	SHUTTER, Timber Texture, 3 Board 24" W x 72" H x 1 1/2" P
SH3PCPL14X88S	6	SHUTTER FAB PANEL, Timber Texture, 3 Board 14" x 88"
SH3PHLR18X66S	5	SHUTTER, Timber Texture, Arched 3 Board 18" W x 66" H x 1 1/2" P
SH3PHLR24X70S	5	SHUTTER, Timber Texture, Arched 3 Board 24" W x 70" H x 1 1/2" P
SH3PHLR24X86S	5	SHUTTER, Timber Texture, Arched 3 Board 24" W x 86" H x 1 1/2" P
SH3PO16X36S	4	SHUTTER, Timber Texture, 3 Plank 16" W x 36" H x 1 1/2" P
SH3PO16X42S	4	SHUTTER, Timber Texture, 3 Plank 16" W x 42" H x 1 1/2" P
SH3PO16X48S	4	SHUTTER, Timber Texture, 3 Plank 16" W x 48" H x 1 1/2" P
SH3PO16X54S	4	SHUTTER, Timber Texture, 3 Plank 16" W x 54" H x 1 1/2" P
SH3PO16X60S	4	SHUTTER, Timber Texture, 3 Plank 16" W x 60" H x 1 1/2" P
SH3PO16X72S	4	SHUTTER, Timber Texture, 3 Plank 16" W x 72" H x 1 1/2" P
SH3PO18X36S	4	SHUTTER, Timber Texture, 3 Plank 18" W x 36" H x 1 1/2" P
SH3PO18X48S	4	SHUTTER, Timber Texture, 3 Plank 18" W x 48" H x 1 1/2" P
SH3PO18X54S	4	SHUTTER, Timber Texture, 3 Plank 18" W x 54" H x 1 1/2" P
SH3PO18X60S	4	SHUTTER, Timber Texture, 3 Plank 18" W x 60" H x 1 1/2" P
SH3PO18X62S	4	SHUTTER, Timber Texture, 3 Plank 18" W x 62" H x 1 1/2" P
SH3PO18X66S	4	SHUTTER, Timber Texture, 3 Plank 18" W x 66" H x 1 1/2" P
SH3PO18X72S	4	SHUTTER, Timber Texture, 3 Plank 18" W x 72" H x 1 1/2" P
SH3PO20X42S	4	SHUTTER, Timber Texture, 3 Plank 20" W x 42" H x 1 1/2" P
SH3PO20X48S	4	SHUTTER, Timber Texture, 3 Plank 20" W x 48" H x 1 1/2" P
SH3PO20X54S	4	SHUTTER, Timber Texture, 3 Plank 20" W x 54" H x 1 1/2" P
SH3PO20X66S	4	SHUTTER, Timber Texture, 3 Plank 20" W x 66" H x 1 1/2" P
SH4P24X144X2S	6	SHUTTER FAB PANEL, Timber Texture, 4 Board 24" W x 144" H x 2" P
SH4PHLR24X60S	5	SHUTTER, Timber Texture, Elliptical 4 Board 24" W x 60" H x 1 1/2" P
SH4PHLR24X64S	5	SHUTTER, Timber Texture, Elliptical 4 Board 24" W x 64" H x 1 1/2" P
SH4PHLR24X82S	5	SHUTTER, Timber Texture, Arched 4 Board 24" W x 82" H x 1 1/2" P
SH5P30X144S	6	SHUTTER FAB PANEL, Timber Texture, Five Board 30" W x 144" H x 3/4" P
SL3X4X24ST	17	FLAT BLOCK, Stone Texture, 24 3/8" W x 4 1/16" H x 2 11/16" P
SL4X4X24ST	17	FLAT BLOCK, Stone Texture, 24 3/8" W x 4 1/16" H x 4 1/16" P
SL4X4X24ST-5	18	FLAT BLOCK, Stone Texture, w/ 5 Degree Bevel
TD4X7X96ST	17	TRIM, Stone Texture, Decorative 3 7/16" x 6 31/32" x 96"
TD4X9X24ST	17	TRIM, Stone Texture, Decorative 3 7/8" x 8 31/32" x 24"
TD4X9X96ST	17	TRIM, Stone Texture, Decorative 3 7/8" x 8 31/32" x 96"
TRLS18987	15	TRELLIS KIT, Timber Texture, 41 7/8" H x 36" P x 23 9" Installed
TRLS18988	15	TRELLIS KIT, Timber Texture, 41 7/8" H x 36" P x 14 9" Installed
TRLS18989	15	TRELLIS HARDWARE KIT, for TRLS18987
TRLS18994	15	TRELLIS HARDWARE KIT, for TRLS18988

# Rustic Beauty Meets Modern Performance

Stone & Timber Textured Products by Fypon®



*Fypon® warrants all of our products to be free from defects in material and workmanship. For complete warranty details, visit [www.fypon.com](http://www.fypon.com).*

Inspired by the picturesque landscapes and unique architecture of America's ranches, cottages and farmhouses, Fypon has flawlessly combined beauty and performance to offer you our Stone & Timber textured products.

Made of durable, high-performance polyurethane with an authentic woodgrain texture, Stone & Timber products combine the look of pre-cast stone and wood with the durability of polyurethane.

From shutters and corbels to rafter tails and beams, our regionally-inspired designs can be incorporated into any home design to help create a distinct style that is all your own.



1750 Indian Wood Circle · Maumee, OH 43537

Phone: 800.446.3040 U.S. and Canada  
Fax: 800.446.9373 U.S. and Canada

[www.fypon.com](http://www.fypon.com) · [CPS@fypon.com](mailto:CPS@fypon.com)

Fypon® is a registered trademark and It's How You Finish™ is a trademark of Fypon, Ltd.  
All rights reserved. ©2011 Fypon, Ltd. MTZT / MAY 2011 Pub. #FYST0511

