


# FYPON

QuickRail® Systems



- ~ White UV-protected finish resists fading
- ~ Never needs painting
- ~ Concealed fasteners
- ~ Comes in complete kits for easy ordering
- ~ Quick and easy to install



- 1 740836SQDF  
Straight Rail Kit
- 2 40050438PK  
Complete Post Kit
- 3 740836SQDS  
Stair Rail Kit



## Beauty is an art form. Installation is a science.

### QuickRail® Synthetic Railing Systems

One of the most technologically advanced railing systems on the market, Fypon® QuickRail® features a distinct combination of materials and design. It is formed using a unique manufacturing process, which provides greater strength and resiliency than standard PVC railing systems. Virtually maintenance free, it will not decay, warp, fade, chip, splinter or rust. And simple, step-by-step installation instructions ensure all QuickRail® products live up to their name. **For installation instructions, please visit the Product Support section at [www.fypon.com](http://www.fypon.com).**

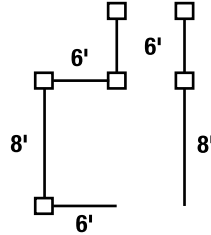


## How to Order

### QuickRail® Systems

QuickRail® kits are available for both straight and stair applications. Each complete kit includes a deluxe top rail, flat bottom rail, Colonial or square spindles, crush block, brackets, bracket covers and the necessary screws for fast installation.

First, plan your layout by determining the size and configuration of your porch, including any stairs. The most important step to building your order is creating an accurate layout. Check local building codes to determine minimum hand rail height, maximum rail span and structural post requirements for your area. Determine the number of rail and post kits you need to accommodate your layout.



Next, choose between square or Colonial spindles. Then find the part number of the rail kit that meets your style, length and height requirements.

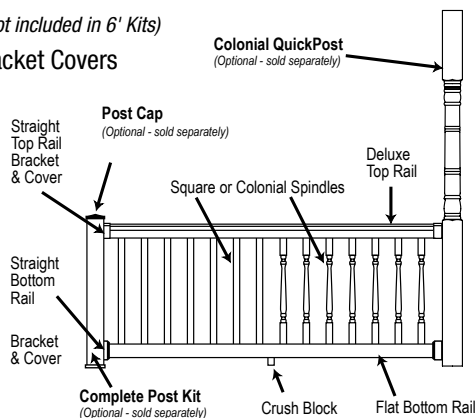
Finally, determine the size and style of any complete post kits, QuickPosts™ and gate kits needed.

## Kit Contents

### Straight & Stair Rail Kits

Each straight or stair rail kit includes the following:

- Deluxe Top Rail
- Top Rail Structural Insert (*not included in 6' kits*)
- Colonial or Square Spindles
- Bottom Rail
- Crush Block (*not included in 6' Kits*)
- Brackets & Bracket Covers
- Screw Pack



### Additional QuickRail® Products

Fypon offers a full line QuickRail® products including tan finish (*special order*), grab rail and additional bracket kits. Please visit [www.fypon.com](http://www.fypon.com) for more information on these products.

## QuickRail® Synthetic Railing Kits

### Options & Features

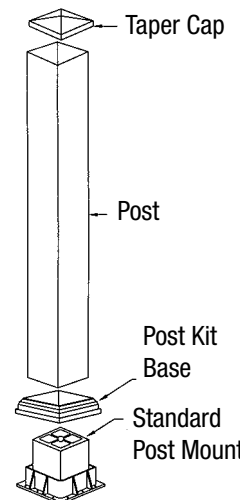
- **Height Options:** 36" or 42" handrail height
- **Length Options:** 6', 8', 10' or 12' nominal length
- **Spindle Options:** Colonial or square
- **Finish Color:** White or tan (*special order*)
- **Application:** Straight or stair ( $24^\circ - 40^\circ$  slope)
- **Additional Accessories:** Multi-angle brackets,  $45^\circ$  adapters, and curved adapters are available by special order
- Conveniently packaged in one box — each kit includes a top rail, bottom rail, spindles, brackets, bracket covers, crush block, structural insert and screws (*crush block and insert not included in 6' kits*)
- Can be attached to our complete post kits, post sleeves, column wraps, QuickPost® or a wall

**IMPORTANT:** 10' and 12' QuickRail® kits should be attached to a supporting column or wall. DO NOT attach directly to the 4" complete post kit or post sleeve.

### Complete Post Kit

Each complete post kit includes the following:

- Post with standard post mount
- Mounting Hardware (*for ACQ pressure treated wood or masonry*)
- Taper Cap
- Post Kit Base



### Gate Kit

Each gate kit includes the following:

- Deluxe Top Rail
- Flat Bottom Rail
- Square Spindles
- Post Sleeves with Taper Caps
- Gate Hardware Kit

**IMPORTANT:** Gate kit should NOT be attached to complete post kit. It is recommended to attach the gate kit to a structural 4x4 treated post covered with a post sleeve.





**Straight Rail Kit**  
with Square Spindles

*Newel post not included in kit.*

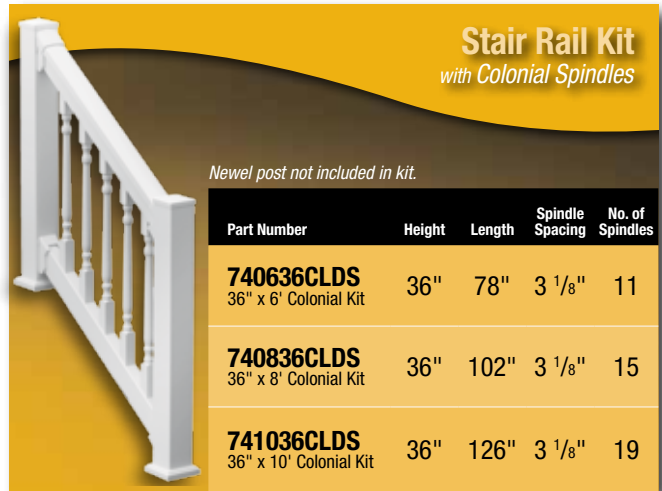
Part Number	Height	Length	Spindle Spacing	No. of Spindles
<b>740636SQDF</b> 36" x 6' Square Kit	36"	72"	4"	13
<b>740836SQDF</b> 36" x 8' Square Kit	36"	96"	4"	17
<b>741036SQDF</b> 36" x 10' Square Kit	36"	120"	4"	22
<b>741236SQDF</b> 36" x 12' Square Kit	36"	144"	4"	26
<b>740842SQDF</b> 42" x 8' Square Kit	42"	96"	4"	17
<b>741042SQDF</b> 42" x 10' Square Kit	42"	120"	4"	22
<b>741242SQDF</b> 42" x 12' Square Kit	42"	144"	4"	26



**Stair Rail Kit**  
with Square Spindles

*Newel post not included in kit.*

Part Number	Height	Length	Spindle Spacing	No. of Spindles
<b>740636SQDS</b> 36" x 6' Square Kit	36"	78"	3 1/8"	11
<b>740836SQDS</b> 36" x 8' Square Kit	36"	102"	3 1/8"	15
<b>741036SQDS</b> 36" x 10' Square Kit	36"	126"	3 1/8"	19
<b>740842SQDS</b> 42" x 8' Square Kit	42"	102"	3 1/8"	15



**Stair Rail Kit**  
with Colonial Spindles

*Newel post not included in kit.*

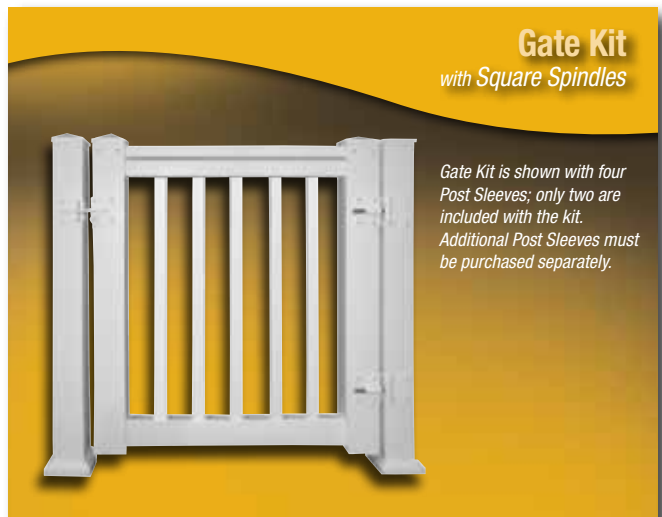
Part Number	Height	Length	Spindle Spacing	No. of Spindles
<b>740636CLDS</b> 36" x 6' Colonial Kit	36"	78"	3 1/8"	11
<b>740836CLDS</b> 36" x 8' Colonial Kit	36"	102"	3 1/8"	15
<b>741036CLDS</b> 36" x 10' Colonial Kit	36"	126"	3 1/8"	19



**Straight Rail Kit**  
with Colonial Spindles

*Newel post not included in kit.*

Part Number	Height	Length	Spindle Spacing	No. of Spindles
<b>740636CLDF</b> 36" x 6' Colonial Kit	36"	70 1/2"	3 1/8"	14
<b>740836CLDF</b> 36" x 8' Colonial Kit	36"	94 1/8"	3 1/8"	19
<b>741036CLDF</b> 36" x 10' Colonial Kit	36"	117 3/4"	3 1/8"	24



**Gate Kit**  
with Square Spindles

*Gate Kit is shown with four Post Sleeves; only two are included with the kit. Additional Post Sleeves must be purchased separately.*

Part Number	Width	Height
<b>4436SQDFGK</b> 34" x 36" Gate Kit	34"	36"

## Complete Post Kit

with Taper Cap & Base



Part Number	Height	Inside Width	Outside Width
<b>40050438PK</b> 4" x 38" Post Kit	38"	3 5/8"	4"
<b>40050444PK</b> 4" x 44" Post Kit	44"	3 5/8"	4"

## Colonial QuickPost

with Mounting Plate



Mounting plates included in Post Kit

Part Number	Width	Height	Bottom Block Height	Load Bearing Capacity
<b>40500588CL</b> 5" x 8' 8" Post Kit	4 1/4"	8' 8"	43"	2,500 lbs.
<b>40500688CL</b> 6" x 8' 8" Post Kit	5 1/4"	8' 8"	43"	5,000 lbs.

## Post Sleeve

and Accessories



Part Number	Height	Inside Width	Outside Width
<b>40050438PS</b> 4" x 38" Post Sleeve	38"	3 5/8"	4"
<b>40040404TC</b> Taper Cap	1 1/8"	—	—
<b>40040404PB</b> New England Base	1 9/16"	—	—

## Trim Kit

for 6" QuickPost



Part Number	Inside Width	Outside Width	Height
<b>400600PWTk</b> 6" Trim Kit	5 1/4"	7 1/8"	1 1/2"

