

• Hand Carved • Many Wood Species Available • Unique Designs

# WOOD CARVINGS

going back to the beginning

**A** true carved wood product is authentic as millwork items get. Every wood carving that we carry has been carefully designed to match either historic or contemporary architectural elements. Our vast collection of architectural wood carvings is sure to meet any design requirements you have.

We choose only the highest quality wood for all of our carvings. All our raw materials are equal to or higher quality than required by organizations such as AWI, NHLA, KCMA, and The Hardwood Council and we use only the strongest Type-1 waterproof glue in the production of our products. With our high quality control standards, we monitor each step in the manufacturing process to ensure both the natural beauty and the quality needed to stand the test of time.





Multiple  
Wood  
Species

All of our  
woodcarvings  
ship within  
**72** hours





# Wood Ceiling Medallions



ACANTHUS LEAF

Product ID	OD	ID	P
CMW16AC	16"	0"	1 1/8"

Cherry **\$279.50**  
 Maple **\$232.92**  
 Red Oak **\$166.37**



ACANTHUS LEAF

Product ID	OD	ID	P
CMW20AC	20"	0"	1 3/4"

Cherry **\$445.59**  
 Maple **\$371.32**  
 Red Oak **\$265.23**



ACANTHUS LEAF

Product ID	OD	ID	P
CMW24AC	24"	0"	2 1/4"

Cherry **\$674.20**  
 Maple **\$561.83**  
 Red Oak **\$401.31**





**BERKSHIRE**

Product ID	OD	ID	P
CMW16BE	16"	4"	1 1/8"

**Cherry \$165.38**  
**Maple \$137.82**  
**Red Oak \$98.44**



**BERKSHIRE**

Product ID	OD	ID	P
CMW20BE	20"	3 7/8"	1 3/4"

**Cherry \$315.84**  
**Maple \$263.20**  
**Red Oak \$188.00**



**BERKSHIRE**

Product ID	OD	ID	P
CMW24BE	24"	3 7/8"	2 1/4"

**Cherry \$539.35**  
**Maple \$449.46**  
**Red Oak \$321.04**



**FLORENTINE**

Product ID	OD	ID	P
CMW16FL	16"	3 7/8"	1 1/8"

**Cherry \$305.44**  
**Maple \$254.53**  
**Red Oak \$181.81**



**FLORENTINE**

Product ID	OD	ID	P
CMW20FL	20"	4"	1 3/4"

**Cherry \$471.53**  
**Maple \$392.94**  
**Red Oak \$280.67**



**FLORENTINE**

Product ID	OD	ID	P
CMW24FL	24"	3 7/8"	2 1/4"

**Cherry \$700.14**  
**Maple \$583.45**  
**Red Oak \$416.75**



**TRADITIONAL**

Product ID	OD	ID	P
CMW16TR	16"	0"	1 1/8"

**Cherry \$97.91**  
**Maple \$81.59**  
**Red Oak \$58.28**



**TRADITIONAL**

Product ID	OD	ID	P
CMW20TR	20"	0"	1 3/4"

**Cherry \$238.06**  
**Maple \$198.38**  
**Red Oak \$141.70**



**TRADITIONAL**

Product ID	OD	ID	P
CMW24TR	24"	0"	2 1/4"

**Cherry \$440.73**  
**Maple \$367.28**  
**Red Oak \$262.34**





# CROWN MOULDING



ACANTHUS

Product ID	H	P	F	L
MLD02X02X03AC	1 1/8"	2 3/8"	3 1/4"	96"

Alder **\$136.71**

Cherry **\$246.08**

Maple **\$205.07**



ACANTHUS

Product ID	H	P	F	L
MLD03X03X05AC	3 1/4"	3 5/8"	5"	96"

Alder **\$178.92**

Cherry **\$322.06**

Maple **\$268.38**



ACANTHUS

Product ID	H	P	F	L
MLD04X05X06AC	4 1/2"	5"	6 3/4"	96"

Alder **\$226.80**

Cherry **\$408.24**

Maple **\$340.20**



ANDREA

Product ID	H	P	F	L
MLD02X02X03AD	2 1/4"	2 3/8"	3 1/4"	96"

Alder **\$49.14**

Cherry **\$88.45**

Maple **\$73.71**



ANDREA

Product ID	H	P	F	L
MLD03X03X05AD	3 1/2"	3 5/8"	5"	96"

Alder **\$81.27**

Cherry **\$146.29**

Maple **\$121.91**



ANDREA

Product ID	H	P	F	L
MLD04X04X06AD	4 3/4"	4 7/8"	6 3/4"	96"

Alder **\$118.13**

Cherry **\$212.63**

Maple **\$177.20**



BEDFORD

Product ID	H	P	F	L
MLD03X02X03BE	3"	2 1/4"	3 1/4"	96"

Alder **\$126.00**

Cherry **\$226.80**

Maple **\$189.00**





## BEDFORD

Product ID	H	P	F	L
MLD04X02X05BE	4"	2 7/8"	5"	96"

**Alder \$144.90**      **Cherry \$260.82**      **Maple \$217.35**



## BEDFORD

Product ID	H	P	F	L
MLD05X04X06BE	5 1/2"	4"	6 3/4"	96"

**Alder \$201.60**      **Cherry \$362.88**      **Maple \$302.40**



## LANARKSHIRE

Product ID	H	P	F	L
MLD02X02X03LA	5 1/2"	3 3/4"	3 1/4"	96"

**Alder \$99.54**      **Cherry \$179.17**      **Maple \$149.31**



## LANARKSHIRE

Product ID	H	P	F	L
MLD03X03X05LA	3 5/8"	3 1/2"	5"	96"

**Alder \$132.30**      **Cherry \$238.14**      **Maple \$198.45**



## LANARKSHIRE

Product ID	H	P	F	L
MLD04X04X06LA	4 7/8"	4 3/4"	6 3/4"	96"

**Alder \$182.70**      **Cherry \$328.86**      **Maple \$274.05**



## MEDWAY

Product ID	H	P	F	L
MLD04X04X06ME	4 3/4"	4 7/8"	6 3/4"	96"

**Alder \$226.80**      **Cherry \$408.24**      **Maple \$340.20**



## MEDWAY

Product ID	H	P	F	L
MLD02X02X03ME	2 1/4"	2 3/8"	3 1/4"	96"

**Alder \$136.71**      **Cherry \$246.08**      **Maple \$205.07**



## MEDWAY

Product ID	H	P	F	L
MLD03X03X05ME	3 1/2"	3 5/8"	5"	96"

**Alder \$178.92**      **Cherry \$322.06**      **Maple \$268.38**





*Wood Brackets and  
Corbels*





**BULWARK**

Product ID	W	H	D
BKT01X10X10AU	1 1/2"	10"	10"

Alder \$27.17 Rubberwood \$19.69  
 Cherry \$43.32  
 Maple \$33.47  
 Red Oak \$25.79



**ANDREA**

Product ID	W	H	D
BKT01X07X07AD	1 1/2"	7"	7"

Alder \$16.52 Rubberwood \$11.97  
 Cherry \$26.33  
 Maple \$20.35  
 Red Oak \$15.68



**CRENDON**

Product ID	W	H	D
BKT01X12X12CR	1 1/2"	12"	12"

Alder \$22.54 Rubberwood \$16.33  
 Cherry \$35.93  
 Maple \$27.76  
 Red Oak \$21.39



**BULWARK**

Product ID	W	H	D
BKT01X06X08BU	1 1/2"	8 1/2"	6"

Alder \$14.93 Rubberwood \$10.82  
 Cherry \$23.80  
 Maple \$18.39  
 Red Oak \$14.17



**HAMILTON**

Product ID	W	H	D
BKT01X09X11HA	1 1/2"	11"	9"

Alder \$19.49 Rubberwood \$14.12  
 Cherry \$31.06  
 Maple \$24.00  
 Red Oak \$18.50



**HAMILTON**

Product ID	W	H	D
BKT02X05X07HA	2 1/4"	7"	5"

Alder \$11.74 Rubberwood \$8.51  
 Cherry \$18.72  
 Maple \$14.47  
 Red Oak \$11.15



**HAMILTON**

Product ID	W	H	D
BKT02X09X11HA	2 1/4"	11"	9"

Alder \$25.57 Rubberwood \$18.53  
 Cherry \$40.77  
 Maple \$31.50  
 Red Oak \$24.27



**HAMILTON**

Product ID	W	H	D
BKT03X05X07HA	3"	7"	5"

Alder \$11.81 Rubberwood \$8.56  
 Cherry \$18.83  
 Maple \$14.55  
 Red Oak \$11.21



**HAMILTON**

Product ID	W	H	D
BKT03X07X09HA	3 1/2"	9"	7"

Alder \$18.26 Rubberwood \$13.23  
 Cherry \$29.11  
 Maple \$22.49  
 Red Oak \$17.33





# BRACKETS



## EATON

Product ID	W	H	D
<b>BKTEA2</b>	1 3/4"	5 1/2"	5 1/2"

<b>Alder</b>	<b>\$17.64</b>	<b>Pine</b>	<b>\$21.23</b>
<b>Cherry</b>	<b>\$21.23</b>	<b>Poplar</b>	<b>\$14.95</b>
<b>Maple</b>	<b>\$17.64</b>	<b>Walnut</b>	<b>\$21.23</b>
<b>Red Oak</b>	<b>\$17.64</b>	<b>Mahogany</b>	<b>\$21.23</b>



## EATON

Product ID	W	H	D
<b>BKTEA4</b>	1 3/4"	7 1/2"	7 1/2"

<b>Alder</b>	<b>\$22.22</b>	<b>Pine</b>	<b>\$26.74</b>
<b>Cherry</b>	<b>\$26.74</b>	<b>Poplar</b>	<b>\$18.83</b>
<b>Maple</b>	<b>\$22.22</b>	<b>Walnut</b>	<b>\$26.74</b>
<b>Red Oak</b>	<b>\$22.22</b>	<b>Mahogany</b>	<b>\$26.74</b>



## EATON

Product ID	W	H	D
<b>BKTEA6</b>	1 3/4"	10 1/2"	10 1/2"

<b>Alder</b>	<b>\$26.15</b>	<b>Pine</b>	<b>\$31.47</b>
<b>Cherry</b>	<b>\$31.47</b>	<b>Poplar</b>	<b>\$22.16</b>
<b>Maple</b>	<b>\$26.15</b>	<b>Walnut</b>	<b>\$31.47</b>
<b>Red Oak</b>	<b>\$26.15</b>	<b>Mahogany</b>	<b>\$31.47</b>



## PLYMOUTH

Product ID	W	H	D
<b>BKTPL2</b>	1 3/4"	7 1/2"	5 1/4"

<b>Alder</b>	<b>\$17.64</b>	<b>Pine</b>	<b>\$21.23</b>
<b>Cherry</b>	<b>\$21.23</b>	<b>Poplar</b>	<b>\$14.95</b>
<b>Maple</b>	<b>\$17.64</b>	<b>Walnut</b>	<b>\$21.23</b>
<b>Red Oak</b>	<b>\$17.64</b>	<b>Mahogany</b>	<b>\$21.23</b>



## PLYMOUTH

Product ID	W	H	D
<b>BKTPL4</b>	1 3/4"	9 1/2"	7 1/4"

<b>Alder</b>	<b>\$22.22</b>	<b>Pine</b>	<b>\$26.74</b>
<b>Cherry</b>	<b>\$26.74</b>	<b>Poplar</b>	<b>\$18.83</b>
<b>Maple</b>	<b>\$22.22</b>	<b>Walnut</b>	<b>\$26.74</b>
<b>Red Oak</b>	<b>\$22.22</b>	<b>Mahogany</b>	<b>\$26.74</b>



## PLYMOUTH

Product ID	W	H	D
<b>BKTPL6</b>	1 3/4"	11"	8 1/2"

<b>Alder</b>	<b>\$26.15</b>	<b>Pine</b>	<b>\$31.47</b>
<b>Cherry</b>	<b>\$31.47</b>	<b>Poplar</b>	<b>\$22.16</b>
<b>Maple</b>	<b>\$26.15</b>	<b>Walnut</b>	<b>\$31.47</b>
<b>Red Oak</b>	<b>\$26.15</b>	<b>Mahogany</b>	<b>\$31.47</b>



## STRATFORD

Product ID	W	H	D
<b>BKTST2</b>	1 3/4"	5 1/2"	5 1/2"

<b>Alder</b>	<b>\$17.64</b>	<b>Pine</b>	<b>\$21.23</b>
<b>Cherry</b>	<b>\$21.23</b>	<b>Poplar</b>	<b>\$14.95</b>
<b>Maple</b>	<b>\$17.64</b>	<b>Walnut</b>	<b>\$21.23</b>
<b>Red Oak</b>	<b>\$17.64</b>	<b>Mahogany</b>	<b>\$21.23</b>



## STRATFORD

Product ID	W	H	D
<b>BKTST4</b>	1 3/4"	7 1/2"	7 1/2"

<b>Alder</b>	<b>\$22.22</b>	<b>Pine</b>	<b>\$26.74</b>
<b>Cherry</b>	<b>\$26.74</b>	<b>Poplar</b>	<b>\$18.83</b>
<b>Maple</b>	<b>\$22.22</b>	<b>Walnut</b>	<b>\$26.74</b>
<b>Red Oak</b>	<b>\$22.22</b>	<b>Mahogany</b>	<b>\$26.74</b>



## STRATFORD

Product ID	W	H	D
<b>BKTST6</b>	1 3/4"	10"	10"

<b>Alder</b>	<b>\$26.15</b>	<b>Pine</b>	<b>\$31.47</b>
<b>Cherry</b>	<b>\$31.47</b>	<b>Poplar</b>	<b>\$22.16</b>
<b>Maple</b>	<b>\$26.15</b>	<b>Walnut</b>	<b>\$31.47</b>
<b>Red Oak</b>	<b>\$26.15</b>	<b>Mahogany</b>	<b>\$31.47</b>





## BEDFORD

Product ID	W	H	D
BKTBE2	1 3/4"	7 1/2"	5"

Alder	\$19.48	Pine	\$23.44
Cherry	\$23.44	Poplar	\$16.51
Maple	\$19.48	Walnut	\$23.44
Red Oak	\$19.48	Mahogany	\$23.44



## BEDFORD

Product ID	W	H	D
BKTBE4	1 3/4"	9 1/2"	7 1/4"

Alder	\$24.07	Pine	\$28.97
Cherry	\$28.97	Poplar	\$20.40
Maple	\$24.07	Walnut	\$28.97
Red Oak	\$24.07	Mahogany	\$28.97



## BEDFORD

Product ID	W	H	D
BKTBE6	1 3/4"	11"	8 1/2"

Alder	\$27.99	Pine	\$33.68
Cherry	\$33.68	Poplar	\$23.72
Maple	\$27.99	Walnut	\$33.68
Red Oak	\$27.99	Mahogany	\$33.68



## STOCKPORT

Product ID	W	H	D
BKT02X05X07ST	2 1/4"	7"	5"

Alder	\$28.62	Rubberwood	\$20.74
Cherry	\$45.63		
Maple	\$35.26		
Red Oak	\$27.17		



## STOCKPORT

Product ID	W	H	D
BKT02X06X10ST	2 1/4"	10"	6"

Alder	\$49.11	Rubberwood	\$35.59
Cherry	\$78.30		
Maple	\$60.50		
Red Oak	\$46.62		



## STOCKPORT

Product ID	W	H	D
BKT02X07X14ST	2 1/4"	14"	7"

Alder	\$70.52	Rubberwood	\$51.10
Cherry	\$112.42		
Maple	\$86.87		
Red Oak	\$66.94		



## CLARKSVILLE

Product ID	W	H	D
BKTW02X04X06CV	1 3/4"	6"	4"

Alder	\$18.00	Pine	\$21.66
Cherry	\$21.66	Poplar	\$15.25
Maple	\$18.00	Walnut	\$21.66
Red Oak	\$18.00	Mahogany	\$21.66



## CLARKSVILLE

Product ID	W	H	D
BKTW02X04X08CV	1 3/4"	8"	4"

Alder	\$18.29	Pine	\$22.01
Cherry	\$22.01	Poplar	\$15.50
Maple	\$18.29	Walnut	\$22.01
Red Oak	\$18.29	Mahogany	\$22.01



## CLARKSVILLE

Product ID	W	H	D
BKTW02X04X10CV	1 3/4"	10"	4"

Alder	\$19.47	Pine	\$23.43
Cherry	\$23.43	Poplar	\$16.50
Maple	\$19.47	Walnut	\$23.43
Red Oak	\$19.47	Mahogany	\$23.43





# BRACKETS



## CLARKSVILLE

Product ID	W	H	D
BKTW02X06X08CV	1 3/4"	8"	6"

Alder	\$20.36	Pine	\$24.50
Cherry	\$24.50	Poplar	\$17.25
Maple	\$20.36	Walnut	\$24.50
Red Oak	\$20.36	Mahogany	\$24.50



## CLARKSVILLE

Product ID	W	H	D
BKTW02X06X10CV	1 3/4"	10"	6"

Alder	\$22.13	Pine	\$26.63
Cherry	\$26.63	Poplar	\$18.75
Maple	\$22.13	Walnut	\$26.63
Red Oak	\$22.13	Mahogany	\$26.63



## CLARKSVILLE

Product ID	W	H	D
BKTW02X06X12CV	1 3/4"	12"	6"

Alder	\$25.37	Pine	\$30.53
Cherry	\$30.53	Poplar	\$21.50
Maple	\$25.37	Walnut	\$30.53
Red Oak	\$25.37	Mahogany	\$30.53



## CLARKSVILLE

Product ID	W	H	D
BKTW02X08X10CV	1 3/4"	10"	8"

Alder	\$25.96	Pine	\$31.24
Cherry	\$31.24	Poplar	\$22.00
Maple	\$25.96	Walnut	\$31.24
Red Oak	\$25.96	Mahogany	\$31.24



## CLARKSVILLE

Product ID	W	H	D
BKTW02X08X12CV	1 3/4"	12"	8"

Alder	\$30.98	Pine	\$37.28
Cherry	\$37.28	Poplar	\$26.25
Maple	\$30.98	Walnut	\$37.28
Red Oak	\$30.98	Mahogany	\$37.28



## CLARKSVILLE

Product ID	W	H	D
BKTW02X10X12CV	1 3/4"	12"	10"

Alder	\$34.52	Pine	\$41.54
Cherry	\$41.54	Poplar	\$29.25
Maple	\$34.52	Walnut	\$41.54
Red Oak	\$34.52	Mahogany	\$41.54



## REECE

Product ID	W	H	D
BKT02X06X07RE	2 1/2"	7 1/2"	6 1/4"

Alder	\$27.10	Rubberwood	\$19.64
Cherry	\$43.21		
Maple	\$33.39		
Red Oak	\$25.73		



## REECE

Product ID	W	H	D
BKT02X08X08RE	2 1/2"	8 1/4"	8 3/4"

Alder	\$34.35	Rubberwood	\$24.89
Cherry	\$54.76		
Maple	\$42.31		
Red Oak	\$32.61		



## REECE

Product ID	W	H	D
BKT02X10X10RE	2 1/2"	10 1/4"	10 3/4"

Alder	\$43.04	Rubberwood	\$31.19
Cherry	\$68.62		
Maple	\$53.02		
Red Oak	\$40.86		





### REECE

Product ID	W	H	D
BKT02X12X12RE	2 1/2"	12 1/4"	12 3/4"

Alder **\$52.45** Rubberwood **\$38.01**  
 Cherry **\$83.62**  
 Maple **\$64.62**  
 Red Oak **\$49.79**



### REECE

Product ID	W	H	D
BKT02X14X14RE	2 1/2"	14 1/4"	14 3/4"

Alder **\$51.65** Rubberwood **\$37.43**  
 Cherry **\$82.35**  
 Maple **\$63.63**  
 Red Oak **\$49.03**



### REECE

Product ID	W	H	D
BKT02X17X17RE	2 1/2"	17 1/4"	17 3/4"

Alder **\$75.21** Rubberwood **\$54.50**  
 Cherry **\$119.90**  
 Maple **\$92.65**  
 Red Oak **\$71.40**



### TRADITIONAL

Product ID	W	H	D
BKT02X06X07TR	2 1/2"	7 1/2"	6 1/4"

Alder **\$20.80** Rubberwood **\$15.07**  
 Cherry **\$33.15**  
 Maple **\$25.62**  
 Red Oak **\$19.74**



### TRADITIONAL

Product ID	W	H	D
BKT02X08X08TR	2 1/2"	8 1/4"	8 3/4"

Alder **\$26.15** Rubberwood **\$18.95**  
 Cherry **\$41.69**  
 Maple **\$32.22**  
 Red Oak **\$24.82**



### TRADITIONAL

Product ID	W	H	D
BKT02X10X10TR	2 1/2"	10 1/4"	10 3/4"

Alder **\$32.82** Rubberwood **\$23.78**  
 Cherry **\$52.32**  
 Maple **\$40.43**  
 Red Oak **\$31.15**



### TRADITIONAL

Product ID	W	H	D
BKT02X12X12TR	2 1/2"	12 1/4"	12 3/4"

Alder **\$39.85** Rubberwood **\$28.88**  
 Cherry **\$63.54**  
 Maple **\$49.10**  
 Red Oak **\$37.83**



### TRADITIONAL

Product ID	W	H	D
BKT02X14X14TR	2 1/2"	14 1/4"	14 3/4"

Alder **\$46.73** Rubberwood **\$33.86**  
 Cherry **\$74.49**  
 Maple **\$57.56**  
 Red Oak **\$44.36**



### TRADITIONAL

Product ID	W	H	D
BKT02X17X17TR	2 1/2"	17 1/4"	17 3/4"

Alder **\$57.16** Rubberwood **\$41.42**  
 Cherry **\$91.12**  
 Maple **\$70.41**  
 Red Oak **\$54.26**





# Corbels



ACANTHUS

Product ID	W	H	D
CORW02X02X04AC	2 1/4"	4 1/4"	2 1/4"

- Alder **\$33.00** Paint Grade **\$31.35**
- Cherry **\$44.40**
- Maple **\$41.40**
- Red Oak **\$41.40**



ACANTHUS

Product ID	W	H	D
CORW03X04X07AC	3 1/2"	7"	4"

- Alder **\$53.40** Paint Grade **\$50.73**
- Cherry **\$75.00**
- Maple **\$66.00**
- Red Oak **\$66.00**



ACANTHUS

Product ID	W	H	D
CORW05X05X10AC	5"	10"	5"

- Alder **\$94.20** Paint Grade **\$89.49**
- Cherry **\$139.80**
- Maple **\$120.00**
- Red Oak **\$120.00**





ACANTHUS

Product ID	W	H	D
CORW05X07X14AC	5"	14"	7"

Alder **\$150.00** Paint Grade **\$142.50**  
 Cherry **\$223.20**  
 Maple **\$186.00**  
 Red Oak **\$186.00**



ACANTHUS

Product ID	W	H	D
CORW08X06X14AC	8 1/2"	14"	6 1/2"

Alder **\$221.40** Paint Grade **\$210.33**  
 Cherry **\$329.40**  
 Maple **\$275.40**  
 Red Oak **\$275.40**



ACANTHUS

Product ID	W	H	D
CORW01X01X03BA	1 3/4"	3"	1 1/2"

Alder **\$19.38** Paint Grade **\$18.41**  
 Cherry **\$22.92**  
 Maple **\$21.18**  
 Red Oak **\$19.38**



ACANTHUS

Product ID	W	H	D
CORW02X02X04BA	2 1/2"	4"	2 1/4"

Alder **\$24.12** Paint Grade **\$22.91**  
 Cherry **\$27.66**  
 Maple **\$25.86**  
 Red Oak **\$24.12**



ACANTHUS

Product ID	W	H	D
CORW03X03X05BA	3 1/4"	5"	2 3/4"

Alder **\$35.88** Paint Grade **\$34.08**  
 Cherry **\$41.76**  
 Maple **\$38.82**  
 Red Oak **\$35.88**



ACANTHUS

Product ID	W	H	D
CORW04X03X06BA	3 3/4"	6"	3 1/4"

Alder **\$50.58** Paint Grade **\$48.05**  
 Cherry **\$58.80**  
 Maple **\$54.66**  
 Red Oak **\$50.58**



ACANTHUS

Product ID	W	H	D
CORW05X04X07BA	4 1/2"	7"	3 3/4"

Alder **\$62.94** Paint Grade **\$59.79**  
 Cherry **\$73.50**  
 Maple **\$68.22**  
 Red Oak **\$62.94**



ACANTHUS

Product ID	W	H	D
CORW03X02X06PA	3"	6"	1 3/4"

Alder **\$33.00** Paint Grade **\$31.35**  
 Cherry **\$49.20**  
 Maple **\$41.40**  
 Red Oak **\$41.40**



ACANTHUS

Product ID	W	H	D
CORW05X02X10PA	4 3/4"	10"	1 3/4"

Alder **\$57.00** Paint Grade **\$54.15**  
 Cherry **\$76.80**  
 Maple **\$70.80**  
 Red Oak **\$70.80**





# CORBELS



## ACANTHUS

Product ID	W	H	D
<b>CORW05X03X16PA</b>	5 1/8"	15 1/2"	3 3/8"

- Alder **\$117.00** Paint Grade **\$111.15**
- Cherry **\$157.80**
- Maple **\$145.80**
- Red Oak **\$145.80**



## ACANTHUS

Product ID	W	H	D
<b>CORW06X03X22PA</b>	6 1/4"	22"	3"

- Alder **\$183.00**
- Cherry **\$223.80**
- Maple **\$203.40**
- Red Oak **\$183.00**



## ACANTHUS

Product ID	W	H	D
<b>CORW07X04X27PA</b>	6 3/4"	27 1/2"	4 1/4"

- Alder **\$284.40** Paint Grade **\$270.18**
- Cherry **\$357.00**
- Maple **\$323.40**
- Red Oak **\$284.40**

Pg.261 CORW04X05X10TA



## ACANTHUS WITH DENTIL

Product ID	W	H	D
<b>COR05X02X09AC</b>	5 3/4"	9 3/4"	2 3/4"

- Alder **\$46.10** Paint Grade **\$173.85**
- Cherry **\$70.98**
- Maple **\$60.33**
- Lindenwood **\$35.49**



## ACANTHUS

Product ID	W	H	D
<b>COR06X03X08AC</b>	6"	8 1/4"	3 1/4"

- Alder **\$58.84**
- Cherry **\$90.52**
- Maple **\$76.94**
- Lindenwood **\$45.26**





FARMINGDALE

Product ID	W	H	D
COR05X04X12FR	5 1/4"	12"	4 3/4"

Alder **\$95.00**  
 Cherry **\$146.16**  
 Maple **\$124.24**  
 Lindenwood **\$73.08**



FARMINGDALE

Product ID	W	H	D
COR08X06X14FR	8"	15"	6 1/2"

Alder **\$172.54**  
 Cherry **\$265.44**  
 Maple **\$225.62**  
 Lindenwood **\$132.72**



FARMINGDALE

Product ID	W	H	D
COR03X02X07FR	3 1/2"	7 3/4"	2 7/8"

Alder **\$74.95**  
 Cherry **\$115.30**  
 Maple **\$98.01**  
 Lindenwood **\$57.65**



FARMINGDALE

Product ID	W	H	D
COR04X02X10FR	4 1/2"	10"	2 3/4"

Alder **\$55.48**  
 Cherry **\$85.36**  
 Maple **\$72.56**  
 Lindenwood **\$42.68**



FARMINGDALE

Product ID	W	H	D
COR06X03X13FR	6 1/4"	13 1/2"	3 1/8"

Alder **\$79.59**  
 Cherry **\$122.44**  
 Maple **\$104.07**  
 Lindenwood **\$61.22**



FARMINGDALE

Product ID	W	H	D
COR07X03X20FR	7"	20"	4"

Alder **\$129.74**  
 Cherry **\$199.60**  
 Maple **\$169.66**  
 Lindenwood **\$99.80**



FARMINGDALE

Product ID	W	H	D
COR08X04X35FR	8 1/4"	35"	4 3/4"

Alder **\$290.95** Paint Grade **\$142.50**  
 Cherry **\$447.62** Lindenwood **\$223.81**  
 Maple **\$380.48**



TRADITIONAL

Product ID	W	H	D
CORW03X04X07TA	3 1/2"	7"	4"

Alder **\$65.27** Paint Grade **\$62.01**  
 Cherry **\$74.68**  
 Maple **\$69.97**  
 Red Oak **\$65.27**



TRADITIONAL

Product ID	W	H	D
CORW04X05X10TA	4 1/2"	10"	5"

Alder **\$95.84** Paint Grade **91.05**  
 Cherry **\$117.01**  
 Maple **\$106.43**  
 Red Oak **\$95.84**





TRADITIONAL

Product ID	W	H	D
CORW05X07X14TA	5"	14"	7"

- Alder **\$169.93** Paint Grade **\$161.43**
- Cherry **\$216.97**
- Maple **\$192.86**
- Red Oak **\$169.93**

# USE CORBELS

FOR *support* OR *decoration*



FIG LEAF

Product ID	W	H	D
COR02X03X06FI	2 5/8"	6 5/8"	3 3/4"

- Alder **\$58.84**
- Cherry **\$90.52**
- Maple **\$76.94**
- Lindenwood **\$45.26**



FIG LEAF

Product ID	W	H	D
COR03X04X08FI	3 3/4"	8 1/2"	4 3/8"

- Alder **\$92.27**
- Cherry **\$141.96**
- Maple **\$120.67**
- Lindenwood **\$70.98**



FIG LEAF

Product ID	W	H	D
COR04X08X13FI	4 3/4"	13 1/4"	8"

- Alder **\$130.43**
- Cherry **\$200.66**
- Maple **\$170.56**
- Lindenwood **\$100.33**



GRAPE

Product ID	W	H	D
CORW03X04X07GR	3 1/2"	7"	4"

- Alder **\$68.22** Paint Grade **\$64.81**
- Cherry **\$77.64**
- Maple **\$72.90**
- Red Oak **\$68.22**



GRAPE

Product ID	W	H	D
COR03X04X07GR	3 1/2"	7 7/8"	4 3/8"

- Alder **\$74.95** Paint Grade **\$71.20**
- Cherry **\$115.30**
- Maple **\$98.01**
- Red Oak



GRAPE

Product ID	W	H	D
COR04X08X13DE	4 1/4"	13 1/4"	8"

- Alder **\$141.83**
- Cherry **\$218.20**
- Maple **\$185.47**
- Lindenwood **\$109.10**







**HOLMDEL**

Product ID	W	H	D
COR04X08X13HO	4 1/4"	13 1/4"	8"

- Alder **\$130.43**
- Cherry **\$200.66**
- Maple **\$170.56**
- Lindenwood **\$100.33**



**GRAPE**

Product ID	W	H	D
CORW04X05X10GR	4 1/2"	10"	5"

- Alder **\$98.76** Paint Grade **\$93.82**
- Cherry **\$119.94**
- Maple **\$109.38**
- Red Oak **\$98.76**



**GRAPE**

Product ID	W	H	D
COR04X05X10GR	4 7/8"	10 7/8"	5 1/2"

- Alder **\$95.00**
- Cherry **\$146.16**
- Maple **\$124.24**
- Lindenwood **\$73.08**



**GRAPE**

Product ID	W	H	D
CORW05X07X14GR	5"	14"	7"

- Alder **\$172.86** Paint Grade **\$164.21**
- Cherry **\$219.90**
- Maple **\$195.78**
- Red Oak **\$172.86**



COR04X08X13HO



**SHELL**

Product ID	W	H	D
CORW03X04X07SH	3 1/2"	7"	4"

- Alder **\$65.28** Paint Grade **\$62.02**
- Cherry **\$74.70**
- Maple **\$69.96**
- Red Oak **\$65.28**



**SHELL**

Product ID	W	H	D
CORW04X05X10SH	4 1/2"	10"	5"

- Alder **\$95.82** Paint Grade **\$91.03**
- Cherry **\$117.00**
- Maple **\$106.44**
- Red Oak **\$95.82**



**SHELL**

Product ID	W	H	D
CORW05X07X14SH	5"	14"	7"

- Alder **\$169.92** Paint Grade **\$161.42**
- Cherry **\$216.96**
- Maple **\$192.84**
- Red Oak **\$169.92**



# CORBELS



## BASKET WEAVE

Product ID	W	H	D
<b>CORW03X04X07BW</b>	3 1/2"	7"	4"

**Alder \$48.78 Paint Grade \$46.31**  
**Cherry \$59.40**  
**Maple \$53.52**  
**Red Oak \$48.78**



## BASKET WEAVE

Product ID	W	H	D
<b>CORW04X05X10BW</b>	4 1/2"	10"	5"

**Alder \$92.88 Paint Grade \$88.23**  
**Cherry \$112.32**  
**Maple \$101.70**  
**Red Oak \$92.88**



## BASKET WEAVE

Product ID	W	H	D
<b>CORW05X07X14BW</b>	5"	14"	7"

**Alder \$147.00 Paint Grade \$139.65**  
**Cherry \$176.40**  
**Maple \$160.50**  
**Red Oak \$147.00**



## CLASSICAL

Product ID	W	H	D
<b>CORW03X04X07CL</b>	3 1/2"	7"	4"

**Alder \$48.78 Paint Grade \$46.34**  
**Cherry \$59.40**  
**Maple \$53.52**  
**Red Oak \$48.78**



## CLASSICAL

Product ID	W	H	D
<b>CORW04X05X10CL</b>	4 1/2"	10"	5"

**Alder \$92.88 Paint Grade \$88.24**  
**Cherry \$112.32**  
**Maple \$101.70**  
**Red Oak \$92.88**



## CLASSICAL

Product ID	W	H	D
<b>CORW05X07X14CL</b>	5"	14"	7"

**Alder \$147.00 Paint Grade \$139.65**  
**Cherry \$176.40**  
**Maple \$160.50**  
**Red Oak \$147.00**



## TRADITIONAL

Product ID	W	H	D
<b>COR03X06X10TS</b>	3 3/8"	10 1/2"	6 1/2"

**Alder \$60.54 Rubberwood \$46.57**  
**Cherry \$74.51**  
**Maple \$62.87**  
**Red Oak \$60.54**



## HOLLOW BACK

Product ID	W	H	D
<b>COR03X06X10HA</b>	3 3/8"	10 1/2"	6 1/2"

**Alder \$60.54 Rubberwood \$46.57**  
**Cherry \$74.51**  
**Maple \$62.87**  
**Red Oak \$60.54**



## TRADITIONAL

Product ID	W	H	D
<b>COR03X08X13TS</b>	3 7/8"	13"	8"

**Alder \$97.88 Rubberwood \$75.29**  
**Cherry \$120.46**  
**Maple \$101.64**  
**Red Oak \$97.88**





**HOLLOW BACK**

Product ID	W	H	D
COR03X08X13HA	3 7/8"	13"	8"

Alder **\$97.88** Rubberwood **\$75.29**  
 Cherry **\$120.46**  
 Maple **\$101.64**  
 Red Oak **\$97.88**



**TRADITIONAL**

Product ID	W	H	D
CORW03X03X07TR	3 1/2"	7"	3"

Alder **\$43.80** Paint Grade **\$41.61**  
 Cherry **\$52.80**  
 Maple **\$47.40**  
 Red Oak **\$43.80**



**TRADITIONAL**

Product ID	W	H	D
CORW05X05X10TR	4 1/2"	10"	5"

Alder **\$81.00** Paint Grade **\$81.00**  
 Cherry **\$108.00**  
 Maple **\$100.80**  
 Red Oak **\$100.80**



**TRADITIONAL**

Product ID	W	H	D
CORW05X07X14TR	5"	14"	6 3/4"

Alder **\$126.00** Paint Grade **\$126.00**  
 Cherry **\$168.00**  
 Maple **\$156.00**  
 Red Oak **\$156.00**



**TRADITIONAL**

Product ID	W	H	D
CORW03X02X06PT	3"	6"	1 3/4"

Alder **\$33.00** Paint Grade **\$33.00**  
 Cherry **\$44.40**  
 Maple **\$40.80**  
 Red Oak **\$40.80**



**TRADITIONAL**

Product ID	W	H	D
CORW05X02X10PT	4 3/4"	10"	1 3/4"

Alder **\$43.20** Paint Grade **\$43.20**  
 Cherry **\$58.20**  
 Maple **\$53.82**  
 Red Oak **\$53.82**



**TRADITIONAL**

Product ID	W	H	D
CORW05X02X16PT	5 1/8"	15 1/2"	2 3/8"

Alder **\$87.00** Paint Grade **\$87.00**  
 Cherry **\$117.60**  
 Maple **\$108.00**  
 Red Oak **\$108.00**



**TRADITIONAL**

Product ID	W	H	D
CORW06X03X22PT	6 1/4"	22"	3"

Alder **\$147.60** Paint Grade **\$140.22**  
 Cherry **\$187.20**  
 Maple **\$168.60**  
 Red Oak **\$147.60**



**TRADITIONAL**

Product ID	W	H	D
CORW07X04X27PT	6 3/4"	27 1/2"	4 1/4"

Alder **\$243.00** Paint Grade **\$230.85**  
 Cherry **\$308.40**  
 Maple **\$277.80**  
 Red Oak **\$243.00**





# CORBELS



## DEVON

Product ID	W	H	D
CORW02X02X04DE	2 1/4"	4 1/4"	2 1/4"

Alder **\$34.45** Rubberwood **\$26.50**  
 Cherry **\$42.40**  
 Maple **\$35.78**  
 Red Oak **\$34.45**



## DEVON

Product ID	W	H	D
CORW04X04X07DE	4"	7 1/2"	4"

Alder **\$63.44** Rubberwood **\$48.80**  
 Cherry **\$78.08**  
 Maple **\$65.88**  
 Red Oak **\$63.44**



## DEVON

Product ID	W	H	D
CORW05X05X09DE	5 1/4"	9 1/2"	5 1/4"

Alder **\$115.18** Rubberwood **\$88.60**  
 Cherry **\$141.76**  
 Maple **\$119.61**  
 Red Oak **\$115.18**



## DEVON

Product ID	W	H	D
CORW06X07X13DE	6"	13 1/4"	7"

Alder **\$174.33** Rubberwood **\$134.10**  
 Cherry **\$214.56**  
 Maple **\$181.04**  
 Red Oak **\$174.33**



## DEVON

Product ID	W	H	D
CORW06X08X16DE	6"	16"	7 1/2"

Alder **\$230.82** Rubberwood **\$177.55**  
 Cherry **\$284.08**  
 Maple **\$239.69**  
 Red Oak **\$230.82**



## COLE

Product ID	W	H	D
CORW04X02X07CO	4"	7 1/2"	2 1/2"

Alder **\$56.23** Rubberwood **\$43.25**  
 Cherry **\$69.20**  
 Maple **\$58.39**  
 Red Oak **\$56.23**



## COLE

Product ID	W	H	D
CORW05X03X09CO	5"	9 1/2"	3 1/4"

Alder **\$87.04** Rubberwood **\$66.95**  
 Cherry **\$107.12**  
 Maple **\$90.38**  
 Red Oak **\$87.04**



## COLE

Product ID	W	H	D
CORW06X04X12CO	6 1/4"	12"	4"

Alder **\$142.61** Rubberwood **\$109.70**  
 Cherry **\$175.52**  
 Maple **\$148.10**  
 Red Oak **\$142.61**



## COLE

Product ID	W	H	D
CORW07X04X14CO	7 1/2"	14"	4 1/2"

Alder **\$168.16** Rubberwood **\$129.35**  
 Cherry **\$206.96**  
 Maple **\$174.62**  
 Red Oak **\$168.16**





## SCROLL

Product ID	W	H	D
COR03X05X09SC	3 1/4"	9"	5"

Alder	\$45.66	Rubberwood	\$35.12
Cherry	\$56.19		
Maple	\$47.41		
Red Oak	\$45.66		



## SCROLL

Product ID	W	H	D
COR04X05X12SC	4 1/2"	12"	5 1/2"

Alder	\$73.50	Rubberwood	\$56.54
Cherry	\$90.46		
Maple	\$76.33		
Red Oak	\$73.50		



## SCROLL

Product ID	W	H	D
COR05X08X16SC	5 1/2"	16"	8 1/4"

Alder	\$168.65	Rubberwood	\$129.73
Cherry	\$207.57		
Maple	\$175.14		
Red Oak	\$168.65		



## SCROLL

Product ID	W	H	D
COR06X10X22SC	6 1/4"	22"	10"

Alder	\$308.70	Rubberwood	\$237.46
Cherry	\$379.94		
Maple	\$320.57		
Red Oak	\$308.70		

Don't see the wood species  
you want?

**CALL US!**



## SAN JUAN

Product ID	W	H	D
CORW05X06X10SJ	5"	10 1/2"	6"

Alder	\$82.80	Paint Grade	\$78.66
Cherry	\$111.60		
Maple	\$108.00		
Red Oak	\$108.00		



## SAN JUAN

Product ID	W	H	D
CORW05X07X14SJ	5"	14"	7 3/4"

Alder	\$101.40	Paint Grade	\$96.33
Cherry	\$136.80		
Maple	\$126.00		
Red Oak	\$126.00		



## MISSION

Product ID	W	H	D
COR04X05X10TR	4 3/4"	10"	5"

Alder	\$61.76	Rubberwood	\$47.51
Cherry	\$76.02		
Maple	\$64.14		
Red Oak	\$61.76		



## COR06X04X09AR



### MISSION

Product ID	W	H	D
COR06X06X14TR	6 1/2"	14"	6 1/2"

Alder **\$144.83** Rubberwood **\$111.41**  
 Cherry **\$178.26**  
 Maple **\$150.40**  
 Red Oak **\$144.83**



### MISSION

Product ID	W	H	D
COR07X08X17TR	7 1/2"	17"	8"

Alder **\$241.12** Rubberwood **\$185.48**  
 Cherry **\$296.77**  
 Maple **\$250.40**  
 Red Oak **\$241.12**



### ARTS & CRAFTS

Product ID	W	H	D
COR03X04X14AR	3 7/8"	14"	4 1/2"

Alder **\$69.76** Rubberwood **\$53.66**  
 Cherry **\$85.86**  
 Maple **\$72.44**  
 Red Oak **\$69.76**

### ARTS & CRAFTS

Product ID	W	H	D
COR06X04X09AR	6"	9"	4"

Alder **\$57.94** Rubberwood **\$44.57**  
 Cherry **\$71.31**  
 Maple **\$60.17**  
 Red Oak **\$57.94**

### ARTS & CRAFTS

Product ID	W	H	D
COR06X04X12AR	6"	12"	4 3/4"

Alder **\$80.26** Rubberwood **\$61.74**  
 Cherry **\$98.78**  
 Maple **\$83.35**  
 Red Oak **\$80.26**







**ARLINGTON**

Product ID	W	H	D
COR04X10X13AR	4 1/2"	13 3/4"	10"

Alder **\$223.68** Rubberwood **\$162.09**  
 Cherry **\$356.60**  
 Maple **\$275.55**  
 Red Oak **\$212.34**



**SANTA FE**

Product ID	W	H	D
COR05X03X07SF	5"	7"	3"

Alder **\$57.08** Rubberwood **\$41.36**  
 Cherry **\$90.99**  
 Maple **\$70.31**  
 Red Oak **\$54.18**



**ALPINE**

Product ID	W	H	D
COR06X04X11AP	6"	11"	4"

Alder **\$112.40** Rubberwood **\$86.46**  
 Cherry **\$138.34**  
 Maple **\$116.72**  
 Red Oak **\$112.40**



**HOLLOW BACK**

Product ID	W	H	D
COR03X07X11HA	3 1/2"	11"	7 1/4"

Alder **\$69.13** Rubberwood **\$53.18**  
 Cherry **\$85.09**  
 Maple **\$71.79**  
 Red Oak **\$69.13**



**HOLLOW BACK**

Product ID	W	H	D
COR04X08X13HA	4"	13"	8 1/2"

Alder **\$97.94** Rubberwood **\$75.34**  
 Cherry **\$120.54**  
 Maple **\$101.71**  
 Red Oak **\$97.94**



**ARTS & CRAFTS**

Product ID	W	H	D
COR05X05X09AR	5"	9"	5"

Alder **\$59.58** Rubberwood **\$45.83**  
 Cherry **\$73.33**  
 Maple **\$61.87**  
 Red Oak **\$59.58**



**ARTS & CRAFTS**

Product ID	W	H	D
COR07X07X14AR	7 1/2"	14"	7 1/2"

Alder **\$159.03** Rubberwood **\$122.33**  
 Cherry **\$195.73**  
 Maple **\$165.15**  
 Red Oak **\$159.03**



**ARTS & CRAFTS**

Product ID	W	H	D
COR04X04X12AR	4"	12"	4"

Alder **\$53.72** Rubberwood **\$41.32**  
 Cherry **\$66.11**  
 Maple **\$55.78**  
 Red Oak **\$53.72**



**RECESSED GROOVE**

Product ID	W	H	D
COR04X04X14RE	4"	14"	4"

Alder **\$66.21** Rubberwood **\$50.93**  
 Cherry **\$81.49**  
 Maple **\$68.76**  
 Red Oak **\$66.21**



# CORBELS



## FLUTED

Product ID	W	H	D
COR04X04X07FL	4 1/4"	7"	4 1/4"

Alder **\$42.11** Rubberwood **\$32.39**  
 Cherry **\$51.82**  
 Maple **\$43.73**  
 Red Oak **\$42.11**



## RAISED FLUTING

Product ID	W	H	D
COR05X05X10RA	5 1/2"	10"	5 1/2"

Alder **\$73.31** Rubberwood **\$56.39**  
 Cherry **\$90.22**  
 Maple **\$76.13**  
 Red Oak **\$73.31**



## FLUTED

Product ID	W	H	D
COR05X05X10FL	5 1/2"	10"	5 1/2"

Alder **\$73.31** Rubberwood **\$56.39**  
 Cherry **\$90.22**  
 Maple **\$76.13**  
 Red Oak **\$73.31**



## RAISED FLUTING

Product ID	W	H	D
COR06X06X12RA	6 1/2"	12"	6 1/2"

Alder **\$116.23** Rubberwood **\$89.41**  
 Cherry **\$143.06**  
 Maple **\$120.70**  
 Red Oak **\$116.23**



## FLUTED

Product ID	W	H	D
COR07X07X13FL	7"	13"	7 1/2"

Alder **\$160.94** Rubberwood **\$123.80**  
 Cherry **\$198.08**  
 Maple **\$167.13**  
 Red Oak **\$160.94**



## DIANE

Product ID	W	H	D
CORW03X04X08DI	3 1/4"	8"	4"

Alder **\$40.30** Rubberwood **\$31.00**  
 Cherry **\$49.60**  
 Maple **\$41.85**  
 Red Oak **\$40.30**



## DIANE

Product ID	W	H	D
CORW04X05X10DI	4"	10"	5"

Alder **\$70.20** Rubberwood **\$54.00**  
 Cherry **\$86.40**  
 Maple **\$72.90**  
 Red Oak **\$70.20**



## DIANE

Product ID	W	H	D
CORW05X06X12DI	4 3/4"	12"	6"

Alder **\$113.82** Rubberwood **\$87.55**  
 Cherry **\$140.08**  
 Maple **\$118.19**  
 Red Oak **\$113.82**



## DIANE

Product ID	W	H	D
CORW06X07X14DI	5 1/2"	14"	7"

Alder **\$179.40** Rubberwood **\$138.00**  
 Cherry **\$220.80**  
 Maple **\$186.30**  
 Red Oak **\$179.40**





## CAPISTRANO

Product ID	W	H	D
COR02X02X04CP	2 1/2"	4 1/2"	2 3/4"

Alder	\$4.73
Cherry	\$6.90
Maple	\$6.90
Rubberwood	\$3.94



## CAPISTRANO MISSION

Product ID	W	H	D
COR03X04X06CP	3 1/2"	6 1/2"	4"

Alder	\$13.86
Cherry	\$20.21
Maple	\$20.21
Rubberwood	\$11.55



## CAPISTRANO MISSION

Product ID	W	H	D
COR04X05X10CP	4 3/4"	10"	5 1/2"

Alder	\$40.32
Cherry	\$58.80
Maple	\$58.80
Rubberwood	\$33.60



## MISSION

Product ID	W	H	D
COR05X07X14CP	5 3/4"	14"	7"

Alder	\$86.32
Cherry	\$125.88
Maple	\$125.88
Rubberwood	\$71.93

All carving ships  
out within

72 hours



## FLORAL

Product ID	W	H	D
COR06X07X14FL	6 1/4"	14 1/8"	7 5/8"

Alder	\$149.12
Cherry	\$229.42
Maple	\$195.01
Lindenwood	\$114.71



## FLORAL

Product ID	W	H	D
COR03X05X09FL	3 3/4"	9 1/2"	5 1/2"

Alder	\$78.90
Cherry	\$121.38
Maple	\$103.17
Lindenwood	\$60.69



## TRADITIONAL

Product ID	W	H	D
COR07X03X10TR	7"	11"	3 1/2"

Alder	\$74.95
Cherry	\$115.30
Maple	\$98.01
Lindenwood	\$57.65



## ACANTHUS

Product ID	W	H	D
COR05X01X06SH	5 1/4"	6 1/2"	2"

Alder	\$46.14
Cherry	\$70.98
Maple	\$60.33
Lindenwood	\$35.49





# ROSETTES & ONLAYS



**DOGWOOD**

Product ID	W	H	D
ROS03X03X00DG	3"	3"	5/8"

- Alder** \$8.06
- Cherry** \$12.40
- Maple** \$10.54
- Lindenwood** \$6.20



**DOGWOOD**

Product ID	W	H	D
ROS03X03DG	3 1/2"	3 1/2"	3/4"

- Alder** \$12.01
- Cherry** \$18.48
- Maple** \$15.71
- Lindenwood** \$9.24



**DOGWOOD**

Product ID	W	H	D
ROS05X05DG	5 1/8"	5 1/8"	1"

- Alder** \$16.72
- Cherry** \$25.72
- Maple** \$21.86
- Lindenwood** \$12.86



**EDINBURGH**

Product ID	W	H	D
ROS03X03X00ED	3"	3"	5/8"

- Alder** \$8.06
- Cherry** \$12.40
- Maple** \$10.54
- Lindenwood** \$6.20



**EDINBURGH**

Product ID	W	H	D
ROS03X03ED	3 1/2"	3 1/2"	3/4"

- Alder** \$12.01
- Cherry** \$18.48
- Maple** \$15.71
- Lindenwood** \$9.24



**EDINBURGH**

Product ID	W	H	D
ROS05X05X01ED	5 1/8"	5 1/8"	7/8"

- Alder** \$16.72
- Cherry** \$25.72
- Maple** \$21.86
- Lindenwood** \$12.86





## LEAF

Product ID	W	H	D
ROS03X03X00LF	3"	3"	5/8"

Alder	<b>\$8.06</b>
Cherry	<b>\$8.06</b>
Maple	<b>\$10.54</b>
Lindenwood	<b>\$6.20</b>



## LEAF

Product ID	W	H	D
ROS03X03LF	3 1/2"	3 1/2"	3/4"

Alder	<b>\$12.01</b>
Cherry	<b>\$18.48</b>
Maple	<b>\$15.71</b>
Lindenwood	<b>\$9.24</b>



## LEAF

Product ID	W	H	D
ROS05X05X01LF	5 1/8"	5 1/8"	7/8"

Alder	<b>\$16.72</b>
Cherry	<b>\$25.72</b>
Maple	<b>\$21.86</b>
Lindenwood	<b>\$12.86</b>



## MIDDLESBROUGH

Product ID	W	H	D
ROS03X03X00MD	3"	3"	5/8"

Alder	<b>\$8.06</b>
Cherry	<b>\$12.40</b>
Maple	<b>\$10.54</b>
Lindenwood	<b>\$6.20</b>



## MIDDLESBROUGH

Product ID	W	H	D
ROS03X03MD	3 1/2"	3 1/2"	3/4"

Alder	<b>\$12.01</b>
Cherry	<b>\$18.48</b>
Maple	<b>\$15.71</b>
Lindenwood	<b>\$9.24</b>



## MIDDLESBROUGH

Product ID	W	H	D
ROS05X05X01MD	5 1/8"	5 1/8"	7/8"

Alder	<b>\$16.72</b>
Cherry	<b>\$25.72</b>
Maple	<b>\$21.86</b>
Lindenwood	<b>\$12.86</b>



## SUNFLOWER

Product ID	W	H	D
ROS03X03X00SF	3"	3"	5/8"

Alder	<b>\$8.06</b>
Cherry	<b>\$12.40</b>
Maple	<b>\$10.54</b>
Lindenwood	<b>\$6.20</b>



## SUNFLOWER

Product ID	W	H	D
ROS03X03X01SF	3 1/2"	3 1/2"	3/4"

Alder	<b>\$12.01</b>
Cherry	<b>\$18.48</b>
Maple	<b>\$15.71</b>
Lindenwood	<b>\$9.24</b>



## SUNFLOWER

Product ID	W	H	D
ROS05X05SF	5"	5"	1"

Alder	<b>\$16.72</b>
Cherry	<b>\$25.72</b>
Maple	<b>\$21.86</b>
Lindenwood	<b>\$12.86</b>



# ROSETTES & ONLAYS



**MEDWAY**

Product ID	W	H	D
ROS03X03ME	3"	3"	5/8"

- Alder** \$8.06
- Cherry** \$12.40
- Maple** \$10.54
- Lindenwood** \$6.20



**MEDWAY**

Product ID	W	H	D
ROS03X03X01ME	3 1/2"	3 1/2"	3/4"

- Alder** \$12.01
- Cherry** \$18.48
- Maple** \$15.71
- Lindenwood** \$9.24



**MEDWAY**

Product ID	W	H	D
ROS05X05ME	5 1/8"	5 1/8"	7/8"

- Alder** \$16.72
- Cherry** \$25.72
- Maple** \$21.86
- Lindenwood** \$12.86



**AUSTIN STAR**

Product ID	W	H	D
ROS03X03AU	3 1/2"	3 1/2"	5/8"

- Alder** \$5.68
- Cherry** \$8.28
- Maple** \$8.28
- Rubberwood** \$4.73



**AUSTIN STAR**

Product ID	W	H	D
ROS04X04AU	4 1/4"	4 1/4"	3/4"

- Alder** \$6.30
- Cherry** \$9.19
- Maple** \$9.19
- Rubberwood** \$5.25



**AUSTIN STAR**

Product ID	W	H	D
ROS05X05AU	5"	5"	3/4"

- Alder** \$8.20
- Cherry** \$11.95
- Maple** \$11.95
- Rubberwood** \$6.83



**AUSTIN STAR**

Product ID	W	H	D
ROS06X06AU	6"	6"	1"

- Alder** \$10.72
- Cherry** \$15.63
- Maple** \$15.63
- Rubberwood** \$8.93



**AUSTIN STAR**

Product ID	W	H	D
ROS07X07AU	7"	7"	1"

- Alder** \$12.60
- Cherry** \$18.38
- Maple** \$18.38
- Rubberwood** \$10.50







## ACANTHUS

Product ID	W	H	D
ROS02X02AC	2 3/4"	2 3/4"	1/2"

Alder **\$9.46**  
 Cherry **\$13.79**  
 Maple **\$13.79**  
 Rubberwood **\$7.88**



## ACANTHUS

Product ID	W	H	D
ROS03X03AC	3 1/2"	3 1/2"	5/8"

Alder **\$11.34**  
 Cherry **\$16.54**  
 Maple **\$16.54**  
 Rubberwood **\$9.45**



## ACANTHUS

Product ID	W	H	D
ROS04X04AC	4 1/4"	4 1/4"	5/8"

Alder **\$14.50**  
 Cherry **\$21.14**  
 Maple **\$21.14**  
 Rubberwood **\$12.08**



## ACANTHUS

Product ID	W	H	D
ROS05X05AC	5"	5"	3/4"

Alder **\$16.07**  
 Cherry **\$23.43**  
 Maple **\$23.43**  
 Rubberwood **\$13.39**



## ACANTHUS

Product ID	W	H	D
ROS06X06AC	6 1/2"	6 1/2"	1"

Alder **\$22.06**  
 Cherry **\$32.17**  
 Maple **\$32.17**  
 Rubberwood **\$18.38**



## SPRINGTIME

Product ID	W	H	D
ROS02X02SP	2 3/4"	2 3/4"	1/4"

Alder **\$4.42**  
 Cherry **\$6.44**  
 Maple **\$6.44**  
 Rubberwood **\$3.68**



## SPRINGTIME

Product ID	W	H	D
ROS03X03SP	3 1/2"	3 1/2"	1/2"


Alder **\$5.04**  
 Cherry **\$7.35**  
 Maple **\$7.35**  
 Rubberwood **\$4.20**



## SPRINGTIME

Product ID	W	H	D
ROS04X04SP	4 1/4"	4 1/4"	5/8"

Alder **\$5.68**  
 Cherry **\$8.28**  
 Maple **\$8.28**  
 Rubberwood **\$4.73**



## SPRINGTIME

Product ID	W	H	D
ROS05X05SP	5"	5"	3/4"

Alder **\$7.56**  
 Cherry **\$11.03**  
 Maple **\$11.03**  
 Rubberwood **\$6.30**



# ROSETTES & ONLAYS



KENT

Product ID	W	H	D
ROS02X02KE	2 3/4"	2 3/4"	1/2"

- Alder **\$11.34**
- Cherry **\$16.54**
- Maple **\$16.54**
- Rubberwood **\$9.45**



KENT

Product ID	W	H	D
ROS03X03KE	3 5/8"	3 5/8"	2/3"

- Alder **\$13.24**
- Cherry **\$19.30**
- Maple **\$19.30**
- Rubberwood **\$11.03**



KENT

Product ID	W	H	D
ROS04X04X01KE	4 1/4"	4 1/4"	5/8"

- Alder **\$18.08**
- Cherry **\$27.82**
- Maple **\$23.65**
- Lindenwood **\$13.91**



KENT

Product ID	W	H	D
ROS05X05KE	5"	5"	3/4"

- Alder **\$18.90**
- Cherry **\$27.56**
- Maple **\$27.56**
- Rubberwood **\$15.75**



KENT

Product ID	W	H	D
ROS06X06X01KE	6 7/8"	6 7/8"	1"

- Alder **\$25.39**
- Cherry **\$39.06**
- Maple **\$33.20**
- Lindenwood **\$19.53**



KENT

Product ID	W	H	D
ROS09X09X01KE	9 1/4"	9 1/4"	1 1/8"

- Alder **\$43.47**
- Cherry **\$33.44**
- Maple **\$56.85**
- Lindenwood **\$56.85**





RAYMOND

Product ID	W	H	D
ROS02X02RA	2 3/4"	2 3/4"	1/4"

- Alder **\$5.04**
- Cherry **\$7.35**
- Maple **\$7.35**
- Rubberwood **\$4.20**



RAYMOND

Product ID	W	H	D
ROS03X03RA	3 1/2"	3 1/2"	1/2"

- Alder **\$5.68**
- Cherry **\$8.28**
- Maple **\$8.28**
- Rubberwood **\$4.73**



RAYMOND

Product ID	W	H	D
ROS04X04RA	4 1/4"	4 1/4"	1/2"

- Alder **\$7.56**
- Cherry **\$11.03**
- Maple **\$11.03**
- Rubberwood **\$6.30**



RAYMOND

Product ID	W	H	D
ROS05X05RA	5"	5"	3/4"

- Alder **\$8.82**
- Cherry **\$12.86**
- Maple **\$12.86**
- Rubberwood **\$7.35**

*did you know...*

We do  
**CUSTOM**  
carvings



BEDFORD

Product ID	W	H	D
ROS02X02BE	2 3/4"	2 3/4"	1/4"

- Alder **\$4.42**
- Cherry **\$6.44**
- Maple **\$6.44**
- Rubberwood **\$3.68**



BEDFORD

Product ID	W	H	D
ROS03X03BE	3 1/2"	3 1/2"	1/2"

- Alder **\$5.04**
- Cherry **\$7.35**
- Maple **\$7.35**
- Rubberwood **\$4.20**



BEDFORD

Product ID	W	H	D
ROS04X04BE	4 1/4"	4 1/4"	5/8"

- Alder **\$5.68**
- Cherry **\$8.28**
- Maple **\$8.28**
- Rubberwood **\$4.73**



BEDFORD

Product ID	W	H	D
ROS05X05BE	5"	5"	3/4"

- Alder **\$7.56**
- Cherry **\$11.03**
- Maple **\$11.03**
- Rubberwood **\$6.30**





# ROSETTES & ONLAYS



## HILLSBOROUGH

Product ID	W	H	D
ROS02X03HI	2 1/4"	3 7/8"	3/4"

**Alder** \$12.70  
**Cherry** \$19.54  
**Maple** \$16.61  
**Lindenwood** \$9.77



## HILLSBOROUGH

Product ID	W	H	D
ROS03X04HI	3"	4 3/4"	1"

**Alder** \$16.04  
**Cherry** \$24.68  
**Maple** \$20.98  
**Lindenwood** \$12.34



## HILLSBOROUGH

Product ID	W	H	D
ROS03X06HI	3 5/8"	6"	1 1/8"

**Alder** \$20.07  
**Cherry** \$30.88  
**Maple** \$26.25  
**Lindenwood** \$15.44



## OXFORD

Product ID	W	H	D
ONL05X02X01OX	5"	2"	5/8"

**Alder** \$16.04  
**Cherry** \$24.68  
**Maple** \$20.98  
**Lindenwood** \$12.34



## OXFORD

Product ID	W	H	D
ONL06X02X01OX	6 3/8"	2 3/8"	3/4"

**Alder** \$18.71  
**Cherry** \$28.78  
**Maple** \$24.46  
**Lindenwood** \$14.39



## OXFORD

Product ID	W	H	D
ONL08X03X01OX	8"	3 1/2"	1"

**Alder** \$25.39  
**Cherry** \$39.06  
**Maple** \$33.20  
**Lindenwood** \$19.53



## DOVER

Product ID	W	H	D
ONL11X06X01DR	11 5/8"	6 5/8"	1 5/8"

**Alder** \$52.14  
**Cherry** \$80.22  
**Maple** \$68.19  
**Lindenwood** \$40.11



## DOVER

Product ID	W	H	D
ONL04X07X01DR	4 1/4"	7 1/4"	3/4"

**Alder** \$24.09  
**Cherry** \$37.06  
**Maple** \$31.50  
**Lindenwood** \$18.53



## DOVER

Product ID	W	H	D
ONL05X09X01DR	5 1/8"	9"	1"

**Alder** \$30.78  
**Cherry** \$30.78  
**Maple** \$40.26  
**Lindenwood** \$23.68





REESE

Product ID	W	H	D
ROS02X02RE	2 3/4"	2 3/4"	1/4"

- Alder **\$4.42**
- Cherry **\$6.44**
- Maple **\$6.44**
- Rubberwood **\$3.68**



REESE

Product ID	W	H	D
ROS03X03RE	3 1/2"	3 1/2"	1/2"

- Alder **\$5.04**
- Cherry **\$7.35**
- Maple **\$7.35**
- Rubberwood **\$4.20**



REESE

Product ID	W	H	D
ROS04X04RE	4 1/4"	4 1/4"	5/8"

- Alder **\$5.68**
- Cherry **\$8.28**
- Maple **\$8.28**
- Rubberwood **\$4.73**



REESE

Product ID	W	H	D
ROS05X05RE	5"	5"	3/4"

- Alder **\$7.56**
- Cherry **\$11.03**
- Maple **\$11.03**
- Rubberwood **\$6.30**

Transform your  
cabinets from  
**ORDINARY**  
TO  
**EXTRAORDINARY**



ASHFORD

Product ID	W	H	D
ROS02X04AS	1 7/8"	2 3/4"	1/2"

- Alder **\$11.34**
- Cherry **\$16.54**
- Maple **\$16.54**
- Rubberwood **\$9.45**



ASHFORD

Product ID	W	H	D
ROS03X05AS	2 1/2"	3 1/2"	5/8"

- Alder **\$13.24**
- Cherry **\$19.30**
- Maple **\$19.30**
- Rubberwood **\$11.03**



ASHFORD

Product ID	W	H	D
ROS04X06AS	3"	4 1/4"	5/8"

- Alder **\$16.69**
- Cherry **\$24.34**
- Maple **\$24.34**
- Rubberwood **\$13.91**



ASHFORD

Product ID	W	H	D
ROS05X07AS	3 1/2"	4 7/8"	1"

- Alder **\$18.90**
- Cherry **\$27.56**
- Maple **\$27.56**
- Rubberwood **\$15.75**



# ROSETTES & ONLAYS



**GALVESTON STAR**

Product ID	W	H	D
ROS02X02GL	2 3/4"	2 3/4"	1/2"

- Alder **\$4.42**
- Cherry **\$6.44**
- Maple **\$6.44**
- Rubberwood **\$3.68**



**GALVESTON STAR**

Product ID	W	H	D
ROS03X03GL	3 1/2"	3 1/2"	7/8"

- Alder **\$5.04**
- Cherry **\$7.35**
- Maple **\$7.35**
- Rubberwood **\$4.20**



**GALVESTON STAR**

Product ID	W	H	D
ROS04X04GL	4 1/8"	4 1/8"	5/8"

- Alder **\$5.68**
- Cherry **\$8.28**
- Maple **\$8.28**
- Rubberwood **\$4.73**



**GALVESTON STAR**

Product ID	W	H	D
ROS05X05GL	5"	5"	3/4"

- Alder **\$7.56**
- Cherry **\$11.03**
- Maple **\$11.03**
- Rubberwood **\$6.30**



**GALVESTON STAR**

Product ID	W	H	D
ROS06X06GL	6 1/2"	6 1/2"	1"

- Alder **\$9.46**
- Cherry **\$13.79**
- Maple **\$13.79**
- Rubberwood **\$7.88**



**GALVESTON STAR**

Product ID	W	H	D
ROS07X07GL	7"	7"	1 1/8"

- Alder **\$11.34**
- Cherry **\$16.54**
- Maple **\$16.54**
- Rubberwood **\$9.45**



**FOSTER**

Product ID	W	H	D
ONL04X04X01FO	4 1/2"	4 1/2"	1/2"

- Alder **\$17.41**
- Cherry **\$26.78**
- Maple **\$22.76**
- Lindenwood **\$13.39**



**FOSTER**

Product ID	W	H	D
ONL05X05X01FO	5 1/2"	5 1/2"	1/2"

- Alder **\$20.75**
- Cherry **\$20.75**
- Maple **\$15.96**
- Lindenwood **\$15.96**



**FOSTER**

Product ID	W	H	D
ONL07X07X01FO	7"	7"	1 3/8"

- Alder **\$23.41**
- Cherry **\$36.02**
- Maple **\$30.62**
- Lindenwood **\$18.01**





ONL11X04X01GR



GRAPE PAIR

Product ID	W	H	D
ONL09X03X01GR	9 1/4"	3 1/2"	5/8"

- Alder **\$59.51**
- Cherry **\$91.56**
- Maple **\$77.83**
- Lindenwood **\$45.78**

GRAPE PAIR

Product ID	W	H	D
ONL11X04X01GR	11 5/8"	4 5/8"	3/4"

- Alder **\$68.86**
- Cherry **\$105.94**
- Maple **\$90.05**
- Lindenwood **\$52.97**

GRAPE PAIR

Product ID	W	H	D
ONL14X05X01GR	14 1/2"	5 5/8"	1"

- Alder **\$105.65**
- Cherry **\$162.54**
- Maple **\$138.16**
- Lindenwood **\$81.27**



SWAYING PAIR

Product ID	W	H	D
ONL09X04X01SW	9 1/8"	4 1/8"	3/4"

- Alder **\$41.50**
- Cherry **\$63.84**
- Maple **\$54.26**
- Lindenwood **\$31.92**

SWAYING PAIR

Product ID	W	H	D
ONL11X05X01SW	11 1/4"	5 1/8"	1"

- Alder **\$54.20**
- Cherry **\$54.20**
- Maple **\$70.87**
- Lindenwood **\$41.69**

SWAYING PAIR

Product ID	W	H	D
ONL07X03X01SW	7 1/8"	3 1/8"	5/8"

- Alder **\$29.42**
- Cherry **\$45.26**
- Maple **\$38.47**
- Lindenwood **\$22.63**



# ROSETTES & ONLAYS



## SPRINGTIME PAIR

Product ID	W	H	D
ONL07X03X01SP	7 1/2"	3 1/2"	1/2"

Alder	\$34.81
Cherry	\$53.56
Maple	\$45.53
Lindenwood	\$26.78



## SPRINGTIME PAIR

Product ID	W	H	D
ONL09X04X01SP	9 3/4"	4 3/4"	3/4"

Alder	\$45.46
Cherry	\$69.94
Maple	\$59.45
Lindenwood	\$34.97



## SPRINGTIME PAIR

Product ID	W	H	D
ONL11X05X01SP	11 1/2"	5 1/2"	1/2"

Alder	\$57.54
Cherry	\$88.52
Maple	\$75.24
Lindenwood	\$44.26



## ROSE PAIR

Product ID	W	H	D
ONL07X03X01RO	7 1/2"	3 1/2"	1/2"

Alder	\$34.81
Cherry	\$53.56
Maple	\$45.53
Lindenwood	\$26.78



## ROSE PAIR

Product ID	W	H	D
ONL09X04X01RO	9 3/4"	4 3/4"	3/4"

Alder	\$45.46
Cherry	\$69.94
Maple	\$59.45
Lindenwood	\$34.97



## ROSE PAIR

Product ID	W	H	D
ONL11X05X01RO	11 1/2"	5 1/2"	1/2"

Alder	\$57.54
Cherry	\$88.52
Maple	\$75.24
Lindenwood	\$44.26



## BRADFORD

Product ID	W	H	D
ONL12X03X01BR	12"	3 1/4"	5/8"

Alder	\$25.39
Cherry	\$39.06
Maple	\$33.20
Lindenwood	\$19.53



## BRADFORD

Product ID	W	H	D
ONL25X05X01BR	25"	5 1/8"	3/4"

Alder	\$43.47
Cherry	\$66.88
Maple	\$56.85
Lindenwood	\$33.44



## BRADFORD

Product ID	W	H	D
ONL36X06X01BR	36 1/2"	6 1/4"	1"

Alder	\$67.57
Cherry	\$103.96
Maple	\$88.37
Lindenwood	\$51.98





## GREEN LEAF

Product ID	W	H	D
ONL12X03X01LF	12 1/4"	3 1/4"	1/4"

Alder	<b>\$25.39</b>
Cherry	<b>\$39.06</b>
Maple	<b>\$33.20</b>
Lindenwood	<b>\$19.53</b>



## GREEN LEAF

Product ID	W	H	D
ONL24X05X01LF	24 3/4"	5 1/8"	3/4"

Alder	<b>\$43.47</b>
Cherry	<b>\$66.88</b>
Maple	<b>\$56.85</b>
Lindenwood	<b>\$33.44</b>



## GREEN LEAF

Product ID	W	H	D
ONL36X06X01LF	36 1/2"	6 1/4"	1"

Alder	<b>\$67.57</b>
Cherry	<b>\$103.96</b>
Maple	<b>\$88.37</b>
Lindenwood	<b>\$51.98</b>



## MARSEILLE

Product ID	W	H	D
ONL12X03X01MA	12"	3 1/2"	5/8"

Alder	<b>\$28.12</b>
Cherry	<b>\$43.26</b>
Maple	<b>\$36.77</b>
Lindenwood	<b>\$21.63</b>



## MARSEILLE

Product ID	W	H	D
ONL24X05X01MA	24 1/2"	5 1/8"	3/4"

Alder	<b>\$49.48</b>
Cherry	<b>\$76.12</b>
Maple	<b>\$64.70</b>
Lindenwood	<b>\$38.06</b>



## MARSEILLE

Product ID	W	H	D
ONL36X06X01MA	36"	6 1/4"	1"

Alder	<b>\$84.29</b>
Cherry	<b>\$129.68</b>
Maple	<b>\$110.23</b>
Lindenwood	<b>\$64.84</b>



## FARMINGDALE

Product ID	W	H	D
ONL12X03X01FR	12 1/4"	3 1/4"	5/8"

Alder	<b>\$25.39</b>
Cherry	<b>\$39.06</b>
Maple	<b>\$33.20</b>
Lindenwood	<b>\$19.53</b>



## FARMINGDALE

Product ID	W	H	D
ONL24X05X01FR	24 1/8"	5 1/8"	3/4"

Alder	<b>\$43.47</b>
Cherry	<b>\$66.88</b>
Maple	<b>\$56.85</b>
Lindenwood	<b>\$33.44</b>



## FARMINGDALE

Product ID	W	H	D
ONL36X06X01FR	36 1/2"	6 1/4"	1"

Alder	<b>\$67.57</b>
Cherry	<b>\$103.96</b>
Maple	<b>\$88.37</b>
Lindenwood	<b>\$51.98</b>



# ROSETTES & ONLAYS



**MONIQUE**

Product ID	W	H	D
<b>ONL04X04X01MO</b>	4 1/2"	4 1/2"	1/2"

- Alder** \$12.01
- Cherry** \$18.48
- Maple** \$15.71
- Lindenwood** \$9.24



**MONIQUE**

Product ID	W	H	D
<b>ONL08X08X00MO</b>	8"	8"	3/4"

- Alder** \$21.44
- Cherry** \$21.44
- Maple** \$28.03
- Lindenwood** \$16.49



**MONIQUE**

Product ID	W	H	D
<b>ONL10X10X01MO</b>	10"	10"	1"

- Alder** \$27.44
- Cherry** \$42.22
- Maple** \$35.89
- Lindenwood** \$21.11



**CAPUTO**

Product ID	W	H	D
<b>ONL04X04X01CA</b>	4"	4"	5/8"

- Alder** \$12.01
- Cherry** \$18.48
- Maple** \$15.71
- Lindenwood** \$9.24



**CAPUTO**

Product ID	W	H	D
<b>ONL08X08X01CA</b>	8"	8"	3/4"

- Alder** \$21.44
- Cherry** \$32.98
- Maple** \$28.03
- Lindenwood** \$16.49



**CAPUTO**

Product ID	W	H	D
<b>ONL10X10X01CA</b>	8"	8"	1"

- Alder** \$27.44
- Cherry** \$42.22
- Maple** \$35.89
- Lindenwood** \$21.11



**RAYMOND**

Product ID	W	H	D
<b>ONL04X04X01RA</b>	4 1/2"	4 1/2"	1/2"


- Alder** \$12.01
- Cherry** \$18.48
- Maple** \$15.71
- Lindenwood** \$9.24



**RAYMOND**

Product ID	W	H	D
<b>ONL08X08X00RA</b>	8"	8"	3/4"

- Alder** \$21.44
- Cherry** \$32.98
- Maple** \$28.03
- Lindenwood** \$16.49



**RAYMOND**

Product ID	W	H	D
<b>ONL10X10X01RA</b>	10"	10"	1"

- Alder** \$27.44
- Cherry** \$42.22
- Maple** \$35.89
- Lindenwood** \$21.11







## KENT

Product ID	W	H	D
ONL12X03X01KE	12"	3 3/8"	3/4"

Alder	\$26.08
Cherry	\$40.12
Maple	\$34.10
Lindenwood	\$20.06



## KENT

Product ID	W	H	D
ONL16X04X01KE	16"	4 1/8"	1"

Alder	\$37.47
Cherry	\$57.64
Maple	\$48.99
Lindenwood	\$28.82



## KENT

Product ID	W	H	D
ONL20X05X01KE	20"	5 5/8"	1 1/8"

Alder	\$53.51
Cherry	\$82.32
Maple	\$69.97
Lindenwood	\$41.16



## FLORAL

Product ID	W	H	D
ONL11X04X01FL	11 1/3"	4 1/3"	1"

Alder	\$26.08
Cherry	\$40.12
Maple	\$34.10
Lindenwood	\$20.06



## FLORAL

Product ID	W	H	D
ONL16X06X01FL	16 1/8"	6"	1 3/8"

Alder	\$28.73
Cherry	\$44.20
Maple	\$37.57
Lindenwood	\$22.10



ONL08X08X00RA



# Cabinet Columns



## HAMILTON

Product ID

COL03X03X35HA

W	3 3/4"
H	35 1/2"
D	3 3/4"

Alder	\$94.50
Cherry	\$137.81
Maple	\$137.81
Rubberwood	\$78.75



## HAMILTON

Product ID

COL05X05X35HA

W	5"
H	35 1/2"
D	5"

Alder	\$154.36
Cherry	\$225.10
Maple	\$225.10
Rubberwood	\$128.63



## KENT

Product ID

COL03X03X35KE

W	3 3/4"
H	35 1/2"
D	3 3/4"

Alder	\$88.20
Cherry	\$128.63
Maple	\$128.63
Rubberwood	\$73.50





## KENT

Product ID

**COL05X05X35KE**

W	5"
H	35 1/2"
D	5"

**Alder \$148.06**  
**Cherry \$215.92**  
**Maple \$215.92**  
**Rubberwood \$123.38**



## LEGACY

Product ID

**COL03X03X35LE**

W	3 3/4"
H	35 1/2"
D	3 3/4"

**Alder \$81.90**  
**Cherry \$119.44**  
**Maple \$119.44**  
**Rubberwood \$68.25**



## LEGACY

Product ID

**COL05X05X35LE**

W	5"
H	35 1/2"
D	5"

**Alder \$134.20**  
**Cherry \$195.70**  
**Maple \$195.70**  
**Rubberwood \$111.83**



## RAYMOND

Product ID

**COL03X03X35RA**

W	3 3/4"
H	35 1/2"
D	3 3/4"

**Alder \$88.20**  
**Cherry \$128.63**  
**Maple \$128.63**  
**Rubberwood \$73.50**



## RAYMOND

Product ID

**COL05X05X35RA**

W	5"
H	35 1/2"
D	5"

**Alder \$148.06**  
**Cherry \$215.92**  
**Maple \$215.92**  
**Rubberwood \$123.38**



## RICHMOND

Product ID

**COL03X03X35RI**

W	3 3/4"
H	35 1/2"
D	3 3/4"

**Alder \$88.20**  
**Cherry \$128.63**  
**Maple \$128.63**  
**Rubberwood \$73.50**



## RICHMOND

Product ID

**COL05X05X35RI**

W	5"
H	35 1/2"
D	5"

**Alder \$148.06**  
**Cherry \$215.92**  
**Maple \$215.92**  
**Rubberwood \$123.38**



## TRADITIONAL

Product ID

**COL03X03X35TR**

W	3 3/4"
H	35 1/2"
D	3 3/4"

**Alder \$81.90**  
**Cherry \$119.44**  
**Maple \$119.44**  
**Rubberwood \$68.25**



## TRADITIONAL

Product ID

**COL05X05X35TR**

W	5"
H	35 1/2"
D	5"

**Alder \$134.20**  
**Cherry \$195.70**  
**Maple \$195.70**  
**Rubberwood \$111.83**





# Capitals & Bases



**BRADFORD**

**BRADFORD**

**BRADFORD**



Product ID	
<b>CAP07X02X05BR</b>	
Bottom W	3 7/8"
Bottom D	1"
W	7"
H	5 5/8"
D	2"



Product ID	
<b>CAP10X02X07BR</b>	
Bottom W	5 5/8"
Bottom D	1 3/8"
W	10 3/4"
H	7 1/2"
D	2 1/4"



Product ID	
<b>CAP12X02X09BR</b>	
Bottom W	6 1/4"
Bottom D	2"
W	12 7/8"
H	9 1/8"
D	2 5/8"

**Alder \$59.51**  
**Cherry \$91.56**  
**Maple \$77.83**  
**Lindenwood \$45.78**

**Alder \$137.11**  
**Cherry \$210.94**  
**Maple \$179.30**  
**Lindenwood \$105.47**

**Alder \$190.62**  
**Cherry \$293.26**  
**Maple \$249.27**  
**Lindenwood \$146.63**





## CHESTERFIELD



Product ID	
<b>CAP06X02X05CH</b>	
Bottom W	4 3/8"
Bottom D	1"
W	6 1/2"
H	5 1/2"
D	2 1/2"

**Alder \$55.48**  
**Cherry \$85.36**  
**Maple \$72.56**  
**Lindenwood \$42.68**

## CHESTERFIELD



Product ID	
<b>CAP09X03X07CH</b>	
Bottom W	6"
Bottom D	1 3/8"
W	9 1/2"
H	7 5/8"
D	3 1/8"

**Alder \$102.31**  
**Cherry \$157.40**  
**Maple \$133.79**  
**Lindenwood \$78.70**

## CHESTERFIELD



Product ID	
<b>CAP11X03X08CH</b>	
Bottom W	6 3/4"
Bottom D	2"
W	11"
H	8 7/8"
D	3 7/8"

**Alder \$133.77**  
**Cherry \$205.80**  
**Maple \$174.93**  
**Lindenwood \$102.90**

## FLORAL



Product ID	
<b>CAP06X02X05FL</b>	
Bottom W	4 3/8"
Bottom D	1"
W	6 1/4"
H	5 5/8"
D	2 1/4"

**Alder \$60.88**  
**Cherry \$93.66**  
**Maple \$79.61**  
**Lindenwood \$46.83**

## FLORAL



Product ID	
<b>CAP09X03X08FL</b>	
Bottom W	6"
Bottom D	1 3/8"
W	9 1/2"
H	8 3/8"
D	3 1/4"

**Alder \$137.11**  
**Cherry \$210.94**  
**Maple \$179.30**  
**Lindenwood \$105.47**

## FLORAL



Product ID	
<b>CAP11X03X09FL</b>	
Bottom W	6 3/4"
Bottom D	2"
W	11 1/2"
H	9 5/8"
D	3 3/4"

**Alder \$190.62**  
**Cherry \$293.26**  
**Maple \$249.27**  
**Lindenwood \$146.63**

## CHESTERFIELD



Product ID	
<b>BAS05X02X06CH</b>	
Bottom W	4 1/8"
Bottom D	1"
W	5 7/8"
H	6"
D	2"

**Alder \$20.75**  
**Cherry \$31.92**  
**Maple \$27.13**  
**Lindenwood \$15.96**

## CHESTERFIELD



Product ID	
<b>BAS08X02X07CH</b>	
Bottom W	5 3/4"
Bottom D	1 3/8"
W	8"
H	7 7/8"
D	2 3/8"

**Alder \$38.77**  
**Cherry \$59.64**  
**Maple \$50.69**  
**Lindenwood \$29.82**

## CHESTERFIELD



Product ID	
<b>BAS09X03X09CH</b>	
Bottom W	6 3/8"
Bottom D	2"
W	9 1/4"
H	9"
D	3 1/4"

**Alder \$56.85**  
**Cherry \$87.46**  
**Maple \$74.34**  
**Lindenwood \$43.73**



# Carved Column Capitals

*Our carved wood capitals are hand carved from only the highest quality solid-stave blocks. They are available in both standard sizes and wood species, but we can also make them in any size, style, or wood that your project calls for.*

## **Standard Sizes:**

6" • 8" • 10" • 12" • 14" • 16" • 18" • 20" • 22" • 24" • 26" • 28" • 30" • 32" • 34" • 36"

## **Standard Woods:**

Alder • Cherry • Mahogany • Pine • Maple • Poplar • Red Oak • Walnut • Lindenwood

## **Standard Styles:**

Corinthian • Temple of Winds • Ionic • Scamozzi







OCTAGON  
FLUTED



TAPERED  
ROPED



TWIST



NON-TAPERED  
ROPED



BELLY



GRAPE  
TWIST



CARVED  
ACANTHUS



ACANTHUS  
TWIST

## NEED SOMETHING COMPLETELY UNIQUE?

There is nothing like these hand carved signature columns!



# RUSTIC WOOD *collection*

**O**ur Rustic Collection is an instant classic. Our Rustic wood millwork utilizes the technologies of today to build the 'log and timber' wood products that have been in architecture for centuries. Because our products are not kiln dried, each item in our Rustic Collection is 100% unique and will contain the natural variations that the wood species offers. Your wood bracket, corbel, rafter tail, or gable vent will contain unique colors, grains, textures, knots, sapwood & heartwood content and possible sap bleeding, and even natural checking, splitting & cracks. These natural variations are what make the Rustic Collection stand out from the rest as truly natural wood products.

You will find no larger collection of rough-sawn brackets, corbels, or gable vents. Be proud of your project; stand out from the cookie-cutter homes; use the Rustic Collection family of products.

Note: If you are looking for more of a furniture or cabinet grade product, we offer a full line of kiln dried, hand carved products. We can also custom make products to your exact specifications.





custom  
sizes and  
styles



*Hand-Crafted*





# SOLID WOOD CORBELS



CARMEL STYLE  
**CAROO**



HUNTINGTON STYLE  
**HUNOO**



MEDITERRANEAN STYLE  
**MEDOO**



MONTEREY STYLE  
**MONOO**



DEL MONTE STYLE  
**DELOO**



ALPINE STYLE  
**ALPOO**

Part Number	Size	Rough or Smooth	Rough	Smooth	Wood Species
COR04X06X06*****	4"W x 6"D x 6"H	R or S*	\$20.06	\$22.07	WR or DF**
COR04X06X10*****	4"W x 6"D x 10"H	R or S*	\$26.75	\$29.43	WR or DF**
COR04X06X14*****	4"W x 6"D x 14"H	R or S*	\$33.44	\$36.78	WR or DF**
COR06X06X06*****	6"W x 6"D x 6"H	R or S*	\$30.10	\$33.11	WR or DF**
COR06X06X10*****	6"W x 6"D x 10"H	R or S*	\$40.13	\$44.14	WR or DF**
COR06X06X14*****	6"W x 6"D x 14"H	R or S*	\$50.16	\$55.18	WR or DF**
COR04X08X08*****	4"W x 8"D x 8"H	R or S*	\$26.75	\$29.43	WR or DF**
COR04X08X12*****	4"W x 8"D x 12"H	R or S*	\$33.44	\$36.78	WR or DF**
COR04X08X16*****	4"W x 8"D x 16"H	R or S*	\$40.13	\$44.14	WR or DF**
COR04X08X20*****	4"W x 8"D x 20"H	R or S*	\$46.82	\$51.50	WR or DF**
COR04X08X24*****	4"W x 8"D x 24"H	R or S*	\$53.50	\$58.85	WR or DF**
COR06X08X08*****	6"W x 8"D x 8"H	R or S*	\$40.13	\$44.14	WR or DF**
COR06X08X12*****	6"W x 8"D x 12"H	R or S*	\$50.16	\$55.18	WR or DF**
COR06X08X16*****	6"W x 8"D x 16"H	R or S*	\$60.19	\$66.21	WR or DF**
COR06X08X20*****	6"W x 8"D x 20"H	R or S*	\$70.22	\$77.25	WR or DF**
COR06X08X24*****	6"W x 8"D x 24"H	R or S*	\$80.26	\$88.28	WR or DF**
COR04X10X10*****	4"W x 10"D x 10"H	R or S*	\$33.44	\$36.78	WR or DF**
COR04X10X14*****	4"W x 10"D x 14"H	R or S*	\$40.13	\$44.14	WR or DF**



PESCADERO STYLE **PEC00**



YORKTOWN STYLE **YOR00**



CRESTLINE STYLE **CRE00**



NEWPORT STYLE **NEW00**



NEW BRIGHTON STYLE **NEB00**



RIDGEWOOD STYLE **RID00**



Part Number	Size	Rough or Smooth	Rough	Smooth	Wood Species
COR04X10X18*****	4"W x 10"D x 18"H	R or S*	\$46.82	\$51.50	WR or DF**
COR04X10X22*****	4"W x 10"D x 22"H	R or S*	\$53.50	\$58.85	WR or DF**
COR04X10X26*****	4"W x 10"D x 26"H	R or S*	\$60.19	\$66.21	WR or DF**
COR06X10X10*****	6"W x 10"D x 10"H	R or S*	\$50.16	\$55.18	WR or DF**
COR06X10X14*****	6"W x 10"D x 14"H	R or S*	\$60.19	\$66.21	WR or DF**
COR06X10X18*****	6"W x 10"D x 18"H	R or S*	\$70.22	\$77.25	WR or DF**
COR06X10X22*****	6"W x 10"D x 22"H	R or S*	\$80.26	\$88.28	WR or DF**
COR06X10X26*****	6"W x 10"D x 26"H	R or S*	\$90.29	\$99.32	WR or DF**
COR04X12X12*****	4"W x 12"D x 12"H	R or S*	\$40.13	\$44.14	WR or DF**
COR04X12X16*****	4"W x 12"D x 16"H	R or S*	\$46.82	\$51.50	WR or DF**
COR04X12X20*****	4"W x 12"D x 20"H	R or S*	\$53.50	\$58.85	WR or DF**
COR04X12X24*****	4"W x 12"D x 24"H	R or S	\$60.19	\$66.21	WR or DF**
COR04X12X28*****	4"W x 12"D x 28"H	R or S	\$66.88	\$73.57	WR or DF**
COR06X12X12*****	6"W x 12"D x 12"H	R or S	\$60.19	\$66.21	WR or DF**
COR06X12X16*****	6"W x 12"D x 16"H	R or S	\$70.22	\$77.25	WR or DF**
COR06X12X20*****	6"W x 12"D x 20"H	R or S	\$80.26	\$88.28	WR or DF**
COR06X12X24*****	6"W x 12"D x 24"H	R or S	\$90.29	\$99.32	WR or DF**
COR06X12X28*****	6"W x 12"D x 28"H	R or S	\$100.32	\$110.35	WR or DF**



# SOLID WOOD CORBELS WITH BACKPLATE



CARMEL STYLE **CARO1**



HUNTINGTON STYLE **HUNO1**



MEDITERRANEAN STYLE **MEDO1**



MONTEREY STYLE **MONO1**



DEL MONTE STYLE **DELO1**



ALPINE STYLE **ALPO1**

Part Number	Size	Rough or Smooth	Rough	Smooth	Wood Species
COR06X08X08*****	6"W x 8"D x 8"H	R or S*	\$22.67	\$24.94	WR or DF**
COR06X08X12*****	6"W x 8"D x 12"H	R or S*	\$30.23	\$33.25	WR or DF**
COR06X08X16*****	6"W x 8"D x 16"H	R or S*	\$37.79	\$41.57	WR or DF**
COR08X08X08*****	8"W x 8"D x 8"H	R or S*	\$34.01	\$37.41	WR or DF**
COR08X08X12*****	8"W x 8"D x 12"H	R or S*	\$45.34	\$49.88	WR or DF**
COR08X08X16*****	8"W x 8"D x 16"H	R or S*	\$56.68	\$62.35	WR or DF**
COR06X10X10*****	6"W x 10"D x 10"H	R or S*	\$30.23	\$33.25	WR or DF**
COR06X10X14*****	6"W x 10"D x 14"H	R or S*	\$37.79	\$41.57	WR or DF**
COR06X10X18*****	6"W x 10"D x 18"H	R or S*	\$45.34	\$49.88	WR or DF**
COR06X10X22*****	6"W x 10"D x 22"H	R or S*	\$52.90	\$58.19	WR or DF**
COR06X10X26*****	6"W x 10"D x 26"H	R or S*	\$60.46	\$66.51	WR or DF**
COR08X10X10*****	8"W x 10"D x 10"H	R or S*	\$45.34	\$49.88	WR or DF**
COR08X10X14*****	8"W x 10"D x 14"H	R or S*	\$56.68	\$62.35	WR or DF**
COR08X10X18*****	8"W x 10"D x 18"H	R or S*	\$68.02	\$74.82	WR or DF**
COR08X10X22*****	8"W x 10"D x 22"H	R or S*	\$79.35	\$87.29	WR or DF**
COR08X10X26*****	8"W x 10"D x 26"H	R or S*	\$90.69	\$99.76	WR or DF**
COR06X12X12*****	6"W x 12"D x 12"H	R or S*	\$37.79	\$41.57	WR or DF**
COR06X12X16*****	6"W x 12"D x 16"H	R or S*	\$45.34	\$49.88	WR or DF**





# SOLID WOOD CORBELS WITH BACKPLATE

PESCADERO STYLE **PEC01**



YORKTOWN STYLE **YOR01**



CRESTLINE STYLE **CRE01**



NEWPORT STYLE **NEW01**



NEW BRIGHTON STYLE **NEB01**



RIDGEWOOD STYLE **RID01**



Part Number	Size	Rough or Smooth	Rough	Smooth	Wood Species
COR06X12X20*****	6"W x 12"D x 20"H	R or S*	\$52.90	\$58.19	WR or DF**
COR06X12X24*****	6"W x 12"D x 24"H	R or S*	\$60.46	\$66.51	WR or DF**
COR06X12X28*****	6"W x 12"D x 28"H	R or S*	\$68.02	\$74.82	WR or DF**
COR08X12X12*****	8"W x 12"D x 12"H	R or S*	\$56.68	\$62.35	WR or DF**
COR08X12X16*****	8"W x 12"D x 16"H	R or S*	\$68.02	\$74.82	WR or DF**
COR08X12X20*****	8"W x 12"D x 20"H	R or S*	\$79.35	\$87.29	WR or DF**
COR08X12X24*****	8"W x 12"D x 24"H	R or S*	\$90.69	\$99.76	WR or DF**
COR08X12X28*****	8"W x 12"D x 28"H	R or S*	\$102.03	\$112.23	WR or DF**
COR06X14X14*****	6"W x 14"D x 14"H	R or S*	\$45.34	\$49.88	WR or DF**
COR06X14X18*****	6"W x 14"D x 18"H	R or S*	\$52.90	\$58.19	WR or DF**
COR06X14X22*****	6"W x 14"D x 22"H	R or S*	\$60.46	\$66.51	WR or DF**
COR06X14X26*****	6"W x 14"D x 26"H	R or S	\$68.02	\$74.82	WR or DF**
COR06X14X30*****	6"W x 14"D x 30"H	R or S	\$75.57	\$83.13	WR or DF**
COR08X14X14*****	8"W x 14"D x 14"H	R or S	\$68.02	\$74.82	WR or DF**
COR08X14X18*****	8"W x 14"D x 18"H	R or S	\$79.35	\$87.29	WR or DF**
COR08X14X22*****	8"W x 14"D x 22"H	R or S	\$90.69	\$99.76	WR or DF**
COR08X14X26*****	8"W x 14"D x 26"H	R or S	\$102.03	\$112.23	WR or DF**
COR08X14X30*****	8"W x 14"D x 30"H	R or S	\$113.36	\$124.70	WR or DF**



# SOLID WOOD BRACES



Part Number	Size	Rough or Smooth	Rough	Smooth	Wood Species
BRC04X10X10*****	4"W x 10"D x 10"H	R or S*	\$24.64	\$27.10	WR or DF**
BRC04X10X14*****	4"W x 10"D x 14"H	R or S*	\$29.57	\$32.52	WR or DF**
BRC04X10X18*****	4"W x 10"D x 18"H	R or S*	\$34.50	\$37.95	WR or DF**
BRC04X12X12*****	4"W x 12"D x 12"H	R or S*	\$29.57	\$32.52	WR or DF**
BRC04X12X16*****	4"W x 12"D x 16"H	R or S*	\$34.50	\$37.95	WR or DF**
BRC04X12X20*****	4"W x 12"D x 20"H	R or S*	\$39.42	\$43.37	WR or DF**
BRC04X12X24*****	4"W x 12"D x 24"H	R or S*	\$44.35	\$48.79	WR or DF**
BRC04X14X14*****	4"W x 14"D x 14"H	R or S*	\$34.50	\$37.95	WR or DF**
BRC04X14X18*****	4"W x 14"D x 18"H	R or S*	\$39.42	\$43.37	WR or DF**
BRC04X14X22*****	4"W x 14"D x 22"H	R or S*	\$44.35	\$48.79	WR or DF**
BRC04X14X26*****	4"W x 14"D x 26"H	R or S*	\$49.28	\$54.21	WR or DF**
BRC04X16X16*****	4"W x 16"D x 16"H	R or S*	\$39.42	\$43.37	WR or DF**
BRC04X16X20*****	4"W x 16"D x 20"H	R or S*	\$44.35	\$48.79	WR or DF**
BRC04X16X24*****	4"W x 16"D x 24"H	R or S*	\$49.28	\$54.21	WR or DF**
BRC04X16X28*****	4"W x 16"D x 28"H	R or S*	\$54.21	\$59.63	WR or DF**
BRC04X18X18*****	4"W x 18"D x 18"H	R or S*	\$44.35	\$48.79	WR or DF**
BRC04X18X22*****	4"W x 18"D x 22"H	R or S*	\$49.28	\$54.21	WR or DF**
BRC04X18X26*****	4"W x 18"D x 26"H	R or S*	\$54.21	\$59.63	WR or DF**
BRC04X20X20*****	4"W x 20"D x 20"H	R or S*	\$49.28	\$54.21	WR or DF**
BRC04X20X24*****	4"W x 20"D x 24"H	R or S*	\$54.21	\$59.63	WR or DF**
BRC04X20X28*****	4"W x 20"D x 28"H	R or S*	\$59.14	\$65.05	WR or DF**
BRC04X22X22*****	4"W x 22"D x 22"H	R or S*	\$54.21	\$59.63	WR or DF**
BRC04X22X26*****	4"W x 22"D x 26"H	R or S*	\$59.14	\$65.05	WR or DF**
BRC04X22X30*****	4"W x 22"D x 30"H	R or S*	\$64.06	\$70.47	WR or DF**
BRC04X24X24*****	4"W x 24"D x 24"H	R or S*	\$59.14	\$65.05	WR or DF**
BRC04X24X28*****	4"W x 24"D x 28"H	R or S*	\$64.06	\$70.47	WR or DF**
BRC04X24X36*****	4"W x 24"D x 36"H	R or S*	\$73.92	\$81.31	WR or DF**
BRC04X30X30*****	4"W x 30"D x 30"H	R or S*	\$73.92	\$81.31	WR or DF**
BRC04X30X36*****	4"W x 30"D x 36"H	R or S*	\$82.25	\$93.45	WR or DF**
BRC04X36X36*****	4"W x 36"D x 36"H	R or S*	\$88.70	\$97.57	WR or DF**



FUNSTON STYLE FST00



THORTON STYLE THROO



WESTLAKE STYLE WTLOO



TRADITIONAL STYLE TRA00



Part Number	Size	Rough or Smooth	Rough	Smooth	Wood Species
BRC06X10X10*****	6"W x 10"D x 10"H	R or S	\$36.96	\$40.66	WR or DF**
BRC06X10X14*****	6"W x 10"D x 14"H	R or S	\$44.35	\$48.79	WR or DF**
BRC06X10X18*****	6"W x 10"D x 18"H	R or S	\$51.74	\$56.92	WR or DF**
BRC06X12X12*****	6"W x 12"D x 12"H	R or S	\$44.35	\$48.79	WR or DF**
BRC06X12X16*****	6"W x 12"D x 16"H	R or S	\$51.74	\$56.92	WR or DF**
BRC06X12X20*****	6"W x 12"D x 20"H	R or S	\$59.14	\$65.05	WR or DF**
BRC06X12X24*****	6"W x 12"D x 24"H	R or S	\$66.53	\$73.18	WR or DF**
BRC06X14X14*****	6"W x 14"D x 14"H	R or S	\$51.74	\$56.92	WR or DF**
BRC06X14X18*****	6"W x 14"D x 18"H	R or S	\$59.14	\$65.05	WR or DF**
BRC06X14X22*****	6"W x 14"D x 22"H	R or S	\$66.53	\$73.18	WR or DF**
BRC06X14X26*****	6"W x 14"D x 26"H	R or S	\$73.92	\$81.31	WR or DF**
BRC06X16X16*****	6"W x 16"D x 16"H	R or S	\$59.14	\$65.05	WR or DF**
BRC06X16X20*****	6"W x 16"D x 20"H	R or S	\$66.53	\$73.18	WR or DF**
BRC06X16X24*****	6"W x 16"D x 24"H	R or S	\$73.92	\$81.31	WR or DF**
BRC06X16X28*****	6"W x 16"D x 28"H	R or S	\$81.31	\$89.44	WR or DF**
BRC06X18X18*****	6"W x 18"D x 18"H	R or S	\$66.53	\$73.18	WR or DF**
BRC06X18X22*****	6"W x 18"D x 22"H	R or S	\$73.92	\$81.31	WR or DF**
BRC06X18X26*****	6"W x 18"D x 26"H	R or S	\$81.31	\$89.44	WR or DF**
BRC06X20X20*****	6"W x 20"D x 20"H	R or S	\$73.92	\$81.31	WR or DF**
BRC06X20X24*****	6"W x 20"D x 24"H	R or S	\$81.31	\$89.44	WR or DF**
BRC06X20X28*****	6"W x 20"D x 28"H	R or S	\$88.70	\$97.57	WR or DF**
BRC06X22X22*****	6"W x 22"D x 22"H	R or S	\$81.31	\$89.44	WR or DF**
BRC06X22X26*****	6"W x 22"D x 26"H	R or S	\$88.70	\$97.57	WR or DF**
BRC06X22X30*****	6"W x 22"D x 30"H	R or S	\$96.10	\$105.71	WR or DF**
BRC06X24X24*****	6"W x 24"D x 24"H	R or S	\$88.70	\$97.57	WR or DF**
BRC06X24X28*****	6"W x 24"D x 28"H	R or S	\$96.10	\$105.71	WR or DF**
BRC06X24X36*****	6"W x 24"D x 36"H	R or S	\$110.88	\$121.97	WR or DF**
BRC06X30X30*****	6"W x 30"D x 30"H	R or S	\$110.88	\$121.97	WR or DF**
BRC06X30X36*****	6"W x 30"D x 36"H	R or S	\$126.14	\$137.24	WR or DF**
BRC06X36X36*****	6"W x 36"D x 36"H	R or S	\$133.06	\$146.36	WR or DF**



# TRADITIONAL STYLE SOLID WOOD BRACKETS



BALBOA STYLE  
**BOA01**



IMPERIAL STYLE  
**IMP01**



MERCED STYLE  
**MRC01**



OLYMPIC STYLE  
**OLY01**

Part Number	Size	Rough or Smooth	Rough	Smooth	Wood Species
BKT04X18X18*****	4"W x 18"D x 18"H	R or S*	\$63.55	\$69.91	WR or DF**
BKT04X18X22*****	4"W x 18"D x 22"H	R or S*	\$70.63	\$77.71	WR or DF**
BKT04X18X26*****	4"W x 18"D x 26"H	R or S*	\$77.72	\$85.49	WR or DF**
BKT04X20X20*****	4"W x 20"D x 20"H	R or S*	\$70.63	\$77.71	WR or DF**
BKT04X20X24*****	4"W x 20"D x 24"H	R or S*	\$77.72	\$85.49	WR or DF**
BKT04X20X28*****	4"W x 20"D x 28"H	R or S*	\$84.80	\$93.29	WR or DF**
BKT04X20X32*****	4"W x 20"D x 32"H	R or S*	\$91.89	\$101.07	WR or DF**
BKT04X22X22*****	4"W x 22"D x 22"H	R or S*	\$77.72	\$85.49	WR or DF**
BKT04X22X26*****	4"W x 22"D x 26"H	R or S*	\$84.80	\$93.29	WR or DF**
BKT04X22X30*****	4"W x 22"D x 30"H	R or S*	\$91.89	\$101.07	WR or DF**
BKT04X22X34*****	4"W x 22"D x 34"H	R or S*	\$98.97	\$108.87	WR or DF**
BKT04X24X24*****	4"W x 24"D x 24"H	R or S*	\$84.80	\$93.29	WR or DF**
BKT04X24X28*****	4"W x 24"D x 28"H	R or S*	\$91.89	\$101.07	WR or DF**
BKT04X24X32*****	4"W x 24"D x 32"H	R or S*	\$98.97	\$108.87	WR or DF**
BKT04X24X36*****	4"W x 24"D x 36"H	R or S*	\$106.05	\$116.67	WR or DF**
BKT04X26X26*****	4"W x 26"D x 26"H	R or S*	\$91.89	\$101.07	WR or DF**
BKT04X26X30*****	4"W x 26"D x 30"H	R or S*	\$98.97	\$108.87	WR or DF**
BKT04X26X34*****	4"W x 26"D x 34"H	R or S*	\$106.05	\$116.67	WR or DF**
BKT04X28X28*****	4"W x 28"D x 28"H	R or S*	\$98.97	\$108.87	WR or DF**
BKT04X28X32*****	4"W x 28"D x 32"H	R or S*	\$106.05	\$116.67	WR or DF**
BKT04X28X36*****	4"W x 28"D x 36"H	R or S*	\$113.14	\$124.45	WR or DF**
BKT04X30X30*****	4"W x 30"D x 30"H	R or S*	\$106.05	\$116.67	WR or DF**
BKT04X30X34*****	4"W x 30"D x 34"H	R or S*	\$113.14	\$124.45	WR or DF**
BKT04X30X38*****	4"W x 30"D x 38"H	R or S*	\$120.22	\$132.25	WR or DF**
BKT04X32X32*****	4"W x 32"D x 32"H	R or S*	\$113.14	\$124.45	WR or DF**
BKT04X32X36*****	4"W x 32"D x 36"H	R or S*	\$120.22	\$132.25	WR or DF**
BKT04X32X44*****	4"W x 32"D x 44"H	R or S*	\$134.39	\$147.83	WR or DF**
BKT04X38X38*****	4"W x 38"D x 38"H	R or S*	\$134.39	\$147.83	WR or DF**
BKT04X38X46*****	4"W x 38"D x 46"H	R or S*	\$148.89	\$164.19	WR or DF**
BKT04X44X44*****	4"W x 44"D x 44"H	R or S*	\$155.64	\$171.21	WR or DF**





# TRADITIONAL STYLE SOLID WOOD BRACKETS

FUNSTON STYLE FST01



THORTON STYLE THRO1



WESTLAKE STYLE WTL01



TRADITIONAL STYLE TRA01



Part Number	Size	Rough or Smooth	Rough	Smooth	Wood Species
BKT06X18X18*****	6"W x 18"D x 18"H	R or S*	\$95.34	\$104.87	WR or DF**
BKT06X18X22*****	6"W x 18"D x 22"H	R or S*	\$105.96	\$116.55	WR or DF**
BKT06X18X26*****	6"W x 18"D x 26"H	R or S*	\$116.59	\$128.24	WR or DF**
BKT06X20X20*****	6"W x 20"D x 20"H	R or S*	\$105.96	\$116.55	WR or DF**
BKT06X20X24*****	6"W x 20"D x 24"H	R or S*	\$116.59	\$128.24	WR or DF**
BKT06X20X28*****	6"W x 20"D x 28"H	R or S*	\$127.21	\$139.93	WR or DF**
BKT06X20X32*****	6"W x 20"D x 32"H	R or S*	\$137.84	\$151.62	WR or DF**
BKT06X22X22*****	6"W x 22"D x 22"H	R or S*	\$116.59	\$128.24	WR or DF**
BKT06X22X26*****	6"W x 22"D x 26"H	R or S*	\$127.21	\$139.93	WR or DF**
BKT06X22X30*****	6"W x 22"D x 30"H	R or S*	\$137.84	\$151.62	WR or DF**
BKT06X22X34*****	6"W x 22"D x 34"H	R or S*	\$148.47	\$163.31	WR or DF**
BKT06X24X24*****	6"W x 24"D x 24"H	R or S*	\$127.21	\$139.93	WR or DF**
BKT06X24X28*****	6"W x 24"D x 28"H	R or S*	\$137.84	\$151.62	WR or DF**
BKT06X24X32*****	6"W x 24"D x 32"H	R or S*	\$148.47	\$163.31	WR or DF**
BKT06X24X36*****	6"W x 24"D x 36"H	R or S*	\$159.09	\$175.00	WR or DF**
BKT06X26X26*****	6"W x 26"D x 26"H	R or S*	\$137.84	\$151.62	WR or DF**
BKT06X26X30*****	6"W x 26"D x 30"H	R or S*	\$148.47	\$163.31	WR or DF**
BKT06X26X34*****	6"W x 26"D x 34"H	R or S*	\$159.09	\$175.00	WR or DF**
BKT06X28X28*****	6"W x 28"D x 28"H	R or S*	\$148.47	\$163.31	WR or DF**
BKT06X28X32*****	6"W x 28"D x 32"H	R or S*	\$159.09	\$175.00	WR or DF**
BKT06X28X36*****	6"W x 28"D x 36"H	R or S*	\$169.72	\$186.68	WR or DF**
BKT06X30X30*****	6"W x 30"D x 30"H	R or S*	\$159.09	\$175.00	WR or DF**
BKT06X30X34*****	6"W x 30"D x 34"H	R or S*	\$169.72	\$186.68	WR or DF**
BKT06X30X38*****	6"W x 30"D x 38"H	R or S*	\$180.34	\$198.38	WR or DF**
BKT06X32X32*****	6"W x 32"D x 32"H	R or S*	\$169.72	\$186.68	WR or DF**
BKT06X32X36*****	6"W x 32"D x 36"H	R or S*	\$180.34	\$198.38	WR or DF**
BKT06X32X44*****	6"W x 32"D x 44"H	R or S*	\$201.60	\$221.75	WR or DF**
BKT06X38X38*****	6"W x 38"D x 38"H	R or S*	\$201.60	\$221.75	WR or DF**
BKT06X38X46*****	6"W x 38"D x 46"H	R or S*	\$219.44	\$241.06	WR or DF**
BKT06X44X44*****	6"W x 44"D x 44"H	R or S*	\$233.47	\$256.82	WR or DF**



# ARTS & CRAFTS STYLE SOLID WOOD BRACKETS



**BAIBOA STYLE BOA03**



**IMPERIAL STYLE IMPO3**



**MERCED STYLE MRC03**



**OLYMPIC STYLE OLY03**

Part Number	Size	Rough or Smooth	Rough	Smooth	Wood Species
BKT04X18X18*****	4"W x 18"D x 18"H	R or S*	\$63.55	\$69.91	WR or DF**
BKT04X18X22*****	4"W x 18"D x 22"H	R or S*	\$70.63	\$77.71	WR or DF**
BKT04X18X26*****	4"W x 18"D x 26"H	R or S*	\$77.72	\$85.49	WR or DF**
BKT04X20X20*****	4"W x 20"D x 20"H	R or S*	\$70.63	\$77.71	WR or DF**
BKT04X20X24*****	4"W x 20"D x 24"H	R or S*	\$77.72	\$85.49	WR or DF**
BKT04X20X28*****	4"W x 20"D x 28"H	R or S*	\$84.80	\$93.29	WR or DF**
BKT04X20X32*****	4"W x 20"D x 32"H	R or S*	\$91.89	\$101.07	WR or DF**
BKT04X22X22*****	4"W x 22"D x 22"H	R or S*	\$77.72	\$85.49	WR or DF**
BKT04X22X26*****	4"W x 22"D x 26"H	R or S*	\$84.80	\$93.29	WR or DF**
BKT04X22X30*****	4"W x 22"D x 30"H	R or S*	\$91.89	\$101.07	WR or DF**
BKT04X22X34*****	4"W x 22"D x 34"H	R or S*	\$98.97	\$108.87	WR or DF**
BKT04X24X24*****	4"W x 24"D x 24"H	R or S*	\$84.80	\$93.29	WR or DF**
BKT04X24X28*****	4"W x 24"D x 28"H	R or S*	\$91.89	\$101.07	WR or DF**
BKT04X24X32*****	4"W x 24"D x 32"H	R or S*	\$98.97	\$108.87	WR or DF**
BKT04X24X36*****	4"W x 24"D x 36"H	R or S*	\$106.05	\$116.67	WR or DF**
BKT04X26X26*****	4"W x 26"D x 26"H	R or S*	\$91.89	\$101.07	WR or DF**
BKT04X26X30*****	4"W x 26"D x 30"H	R or S*	\$98.97	\$108.87	WR or DF**
BKT04X26X34*****	4"W x 26"D x 34"H	R or S*	\$106.05	\$116.67	WR or DF**
BKT04X28X28*****	4"W x 28"D x 28"H	R or S*	\$98.97	\$108.87	WR or DF**
BKT04X28X32*****	4"W x 28"D x 32"H	R or S*	\$106.05	\$116.67	WR or DF**
BKT04X28X36*****	4"W x 28"D x 36"H	R or S*	\$113.14	\$124.45	WR or DF**
BKT04X30X30*****	4"W x 30"D x 30"H	R or S*	\$106.05	\$116.67	WR or DF**
BKT04X30X34*****	4"W x 30"D x 34"H	R or S*	\$113.14	\$124.45	WR or DF**
BKT04X30X38*****	4"W x 30"D x 38"H	R or S*	\$120.22	\$132.25	WR or DF**
BKT04X32X32*****	4"W x 32"D x 32"H	R or S*	\$113.14	\$124.45	WR or DF**
BKT04X32X36*****	4"W x 32"D x 36"H	R or S*	\$120.22	\$132.25	WR or DF**
BKT04X32X44*****	4"W x 32"D x 44"H	R or S*	\$134.39	\$147.83	WR or DF**
BKT04X38X38*****	4"W x 38"D x 38"H	R or S*	\$134.39	\$147.83	WR or DF**
BKT04X38X46*****	4"W x 38"D x 46"H	R or S*	\$148.89	\$164.19	WR or DF**
BKT04X44X44*****	4"W x 44"D x 44"H	R or S*	\$155.64	\$171.21	WR or DF**



# ARTS & CRAFTS STYLE SOLID WOOD BRACKETS

FUNSTON STYLE **FST03**



THORTON STYLE **THRO3**



WESTLAKE STYLE **WTLO3**



TRADITIONAL STYLE **TRA03**



Part Number	Size	Rough or Smooth	Rough	Smooth	Wood Species
BKT06X18X18*****	6"W x 18"D x 18"H	R or S*	\$95.34	\$104.87	WR or DF**
BKT06X18X22*****	6"W x 18"D x 22"H	R or S*	\$105.96	\$116.55	WR or DF**
BKT06X18X26*****	6"W x 18"D x 26"H	R or S*	\$116.59	\$128.24	WR or DF**
BKT06X20X20*****	6"W x 20"D x 20"H	R or S*	\$105.96	\$116.55	WR or DF**
BKT06X20X24*****	6"W x 20"D x 24"H	R or S*	\$116.59	\$128.24	WR or DF**
BKT06X20X28*****	6"W x 20"D x 28"H	R or S*	\$127.21	\$139.93	WR or DF**
BKT06X20X32*****	6"W x 20"D x 32"H	R or S*	\$137.84	\$151.62	WR or DF**
BKT06X22X22*****	6"W x 22"D x 22"H	R or S*	\$116.59	\$128.24	WR or DF**
BKT06X22X26*****	6"W x 22"D x 26"H	R or S*	\$127.21	\$139.93	WR or DF**
BKT06X22X30*****	6"W x 22"D x 30"H	R or S*	\$137.84	\$151.62	WR or DF**
BKT06X22X34*****	6"W x 22"D x 34"H	R or S*	\$148.47	\$163.31	WR or DF**
BKT06X24X24*****	6"W x 24"D x 24"H	R or S*	\$127.21	\$139.93	WR or DF**
BKT06X24X28*****	6"W x 24"D x 28"H	R or S*	\$137.84	\$151.62	WR or DF**
BKT06X24X32*****	6"W x 24"D x 32"H	R or S*	\$148.47	\$163.31	WR or DF**
BKT06X24X36*****	6"W x 24"D x 36"H	R or S*	\$159.09	\$175.00	WR or DF**
BKT06X26X26*****	6"W x 26"D x 26"H	R or S*	\$137.84	\$151.62	WR or DF**
BKT06X26X30*****	6"W x 26"D x 30"H	R or S*	\$148.47	\$163.31	WR or DF**
BKT06X26X34*****	6"W x 26"D x 34"H	R or S*	\$159.09	\$175.00	WR or DF**
BKT06X28X28*****	6"W x 28"D x 28"H	R or S*	\$148.47	\$163.31	WR or DF**
BKT06X28X32*****	6"W x 28"D x 32"H	R or S*	\$159.09	\$175.00	WR or DF**
BKT06X28X36*****	6"W x 28"D x 36"H	R or S*	\$169.72	\$186.68	WR or DF**
BKT06X30X30*****	6"W x 30"D x 30"H	R or S*	\$159.09	\$175.00	WR or DF**
BKT06X30X34*****	6"W x 30"D x 34"H	R or S*	\$169.72	\$186.68	WR or DF**
BKT06X30X38*****	6"W x 30"D x 38"H	R or S*	\$180.34	\$198.38	WR or DF**
BKT06X32X32*****	6"W x 32"D x 32"H	R or S*	\$169.72	\$186.68	WR or DF**
BKT06X32X36*****	6"W x 32"D x 36"H	R or S*	\$180.34	\$198.38	WR or DF**
BKT06X32X44*****	6"W x 32"D x 44"H	R or S*	\$201.60	\$221.75	WR or DF**
BKT06X38X38*****	6"W x 38"D x 38"H	R or S*	\$201.60	\$221.75	WR or DF**
BKT06X38X46*****	6"W x 38"D x 46"H	R or S*	\$219.44	\$241.06	WR or DF**
BKT06X44X44*****	6"W x 44"D x 44"H	R or S*	\$233.47	\$256.82	WR or DF**





# CRAFTSMAN STYLE SOLID WOOD BRACKETS



Part Number	Size	Rough or Smooth	Rough	Smooth	Wood Species
BKT04X18X18*****	4"W x 18"D x 18"H	R or S*	\$63.55	\$69.91	WR or DF**
BKT04X18X22*****	4"W x 18"D x 22"H	R or S*	\$70.63	\$77.71	WR or DF**
BKT04X18X26*****	4"W x 18"D x 26"H	R or S*	\$77.72	\$85.49	WR or DF**
BKT04X20X20*****	4"W x 20"D x 20"H	R or S*	\$70.63	\$77.71	WR or DF**
BKT04X20X24*****	4"W x 20"D x 24"H	R or S*	\$77.72	\$85.49	WR or DF**
BKT04X20X28*****	4"W x 20"D x 28"H	R or S*	\$84.80	\$93.29	WR or DF**
BKT04X20X32*****	4"W x 20"D x 32"H	R or S*	\$91.89	\$101.07	WR or DF**
BKT04X22X22*****	4"W x 22"D x 22"H	R or S*	\$77.72	\$85.49	WR or DF**
BKT04X22X26*****	4"W x 22"D x 26"H	R or S*	\$84.80	\$93.29	WR or DF**
BKT04X22X30*****	4"W x 22"D x 30"H	R or S*	\$91.89	\$101.07	WR or DF**
BKT04X22X34*****	4"W x 22"D x 34"H	R or S*	\$98.97	\$108.87	WR or DF**
BKT04X24X24*****	4"W x 24"D x 24"H	R or S*	\$84.80	\$93.29	WR or DF**
BKT04X24X28*****	4"W x 24"D x 28"H	R or S*	\$91.89	\$101.07	WR or DF**
BKT04X24X32*****	4"W x 24"D x 32"H	R or S*	\$98.97	\$108.87	WR or DF**
BKT04X24X36*****	4"W x 24"D x 36"H	R or S*	\$106.05	\$116.67	WR or DF**
BKT04X26X26*****	4"W x 26"D x 26"H	R or S*	\$91.89	\$101.07	WR or DF**
BKT04X26X30*****	4"W x 26"D x 30"H	R or S*	\$98.97	\$108.87	WR or DF**
BKT04X26X34*****	4"W x 26"D x 34"H	R or S*	\$106.05	\$116.67	WR or DF**
BKT04X28X28*****	4"W x 28"D x 28"H	R or S*	\$98.97	\$108.87	WR or DF**
BKT04X28X32*****	4"W x 28"D x 32"H	R or S*	\$106.05	\$116.67	WR or DF**
BKT04X28X36*****	4"W x 28"D x 36"H	R or S*	\$113.14	\$124.45	WR or DF**
BKT04X30X30*****	4"W x 30"D x 30"H	R or S*	\$106.05	\$116.67	WR or DF**
BKT04X30X34*****	4"W x 30"D x 34"H	R or S*	\$113.14	\$124.45	WR or DF**
BKT04X30X38*****	4"W x 30"D x 38"H	R or S*	\$120.22	\$132.25	WR or DF**
BKT04X32X32*****	4"W x 32"D x 32"H	R or S*	\$113.14	\$124.45	WR or DF**
BKT04X32X36*****	4"W x 32"D x 36"H	R or S*	\$120.22	\$132.25	WR or DF**
BKT04X32X44*****	4"W x 32"D x 44"H	R or S*	\$134.39	\$147.83	WR or DF**
BKT04X38X38*****	4"W x 38"D x 38"H	R or S*	\$134.39	\$147.83	WR or DF**
BKT04X38X46*****	4"W x 38"D x 46"H	R or S*	\$148.89	\$164.19	WR or DF**
BKT04X44X44*****	4"W x 44"D x 44"H	R or S*	\$155.64	\$171.21	WR or DF**



# CRAFTSMAN STYLE SOLID WOOD BRACKETS

FUNSTON STYLE **FST04**



THORTON STYLE **THR04**



WESTLAKE STYLE **WTLO4**



TRADITIONAL STYLE **TRA04**



Part Number	Size	Rough or Smooth	Rough	Smooth	Wood Species
BKT06X18X18*****	6"W x 18"D x 18"H	R or S*	\$95.34	\$104.87	WR or DF**
BKT06X18X22*****	6"W x 18"D x 22"H	R or S*	\$105.96	\$116.55	WR or DF**
BKT06X18X26*****	6"W x 18"D x 26"H	R or S*	\$116.59	\$128.24	WR or DF**
BKT06X20X20*****	6"W x 20"D x 20"H	R or S*	\$105.96	\$116.55	WR or DF**
BKT06X20X24*****	6"W x 20"D x 24"H	R or S*	\$116.59	\$128.24	WR or DF**
BKT06X20X28*****	6"W x 20"D x 28"H	R or S*	\$127.21	\$139.93	WR or DF**
BKT06X20X32*****	6"W x 20"D x 32"H	R or S*	\$137.84	\$151.62	WR or DF**
BKT06X22X22*****	6"W x 22"D x 22"H	R or S*	\$116.59	\$128.24	WR or DF**
BKT06X22X26*****	6"W x 22"D x 26"H	R or S*	\$127.21	\$139.93	WR or DF**
BKT06X22X30*****	6"W x 22"D x 30"H	R or S*	\$137.84	\$151.62	WR or DF**
BKT06X22X34*****	6"W x 22"D x 34"H	R or S*	\$148.47	\$163.31	WR or DF**
BKT06X24X24*****	6"W x 24"D x 24"H	R or S*	\$127.21	\$139.93	WR or DF**
BKT06X24X28*****	6"W x 24"D x 28"H	R or S*	\$137.84	\$151.62	WR or DF**
BKT06X24X32*****	6"W x 24"D x 32"H	R or S*	\$148.47	\$163.31	WR or DF**
BKT06X24X36*****	6"W x 24"D x 36"H	R or S*	\$159.09	\$175.00	WR or DF**
BKT06X26X26*****	6"W x 26"D x 26"H	R or S*	\$137.84	\$151.62	WR or DF**
BKT06X26X30*****	6"W x 26"D x 30"H	R or S*	\$148.47	\$163.31	WR or DF**
BKT06X26X34*****	6"W x 26"D x 34"H	R or S*	\$159.09	\$175.00	WR or DF**
BKT06X28X28*****	6"W x 28"D x 28"H	R or S*	\$148.47	\$163.31	WR or DF**
BKT06X28X32*****	6"W x 28"D x 32"H	R or S*	\$159.09	\$175.00	WR or DF**
BKT06X28X36*****	6"W x 28"D x 36"H	R or S*	\$169.72	\$186.68	WR or DF**
BKT06X30X30*****	6"W x 30"D x 30"H	R or S*	\$159.09	\$175.00	WR or DF**
BKT06X30X34*****	6"W x 30"D x 34"H	R or S*	\$169.72	\$186.68	WR or DF**
BKT06X30X38*****	6"W x 30"D x 38"H	R or S*	\$180.34	\$198.38	WR or DF**
BKT06X32X32*****	6"W x 32"D x 32"H	R or S*	\$169.72	\$186.68	WR or DF**
BKT06X32X36*****	6"W x 32"D x 36"H	R or S*	\$180.34	\$198.38	WR or DF**
BKT06X32X44*****	6"W x 32"D x 44"H	R or S*	\$201.60	\$221.75	WR or DF**
BKT06X38X38*****	6"W x 38"D x 38"H	R or S*	\$201.60	\$221.75	WR or DF**
BKT06X38X46*****	6"W x 38"D x 46"H	R or S*	\$219.44	\$241.06	WR or DF**
BKT06X44X44*****	6"W x 44"D x 44"H	R or S*	\$233.47	\$256.82	WR or DF**



# TRADITIONAL STYLE SOLID WOOD OUTLOOKERS



Part Number	Size	Rough or Smooth	Rough	Smooth	Wood Species
OUT06X16X16*****	6"W x 16"D x 16"H	R or S*	\$55.26	\$60.79	WR or DF**
OUT06X16X20*****	6"W x 16"D x 20"H	R or S*	\$61.42	\$67.57	WR or DF**
OUT06X16X24*****	6"W x 16"D x 24"H	R or S*	\$67.58	\$74.34	WR or DF**
OUT06X18X18*****	6"W x 18"D x 18"H	R or S*	\$61.42	\$67.57	WR or DF**
OUT06X18X22*****	6"W x 18"D x 22"H	R or S*	\$67.58	\$74.34	WR or DF**
OUT06X18X26*****	6"W x 18"D x 26"H	R or S*	\$73.74	\$81.12	WR or DF**
OUT06X18X30*****	6"W x 18"D x 30"H	R or S*	\$79.90	\$87.89	WR or DF**
OUT06X20X20*****	6"W x 20"D x 20"H	R or S*	\$67.58	\$74.34	WR or DF**
OUT06X20X24*****	6"W x 20"D x 24"H	R or S*	\$73.74	\$81.12	WR or DF**
OUT06X20X28*****	6"W x 20"D x 28"H	R or S*	\$79.90	\$87.89	WR or DF**
OUT06X20X32*****	6"W x 20"D x 32"H	R or S*	\$86.06	\$94.67	WR or DF**
OUT06X22X22*****	6"W x 22"D x 22"H	R or S*	\$73.74	\$81.12	WR or DF**
OUT06X22X26*****	6"W x 22"D x 26"H	R or S*	\$79.90	\$87.89	WR or DF**
OUT06X22X30*****	6"W x 22"D x 30"H	R or S*	\$86.06	\$94.67	WR or DF**
OUT06X22X34*****	6"W x 22"D x 34"H	R or S*	\$92.22	\$101.45	WR or DF**
OUT06X24X24*****	6"W x 24"D x 24"H	R or S*	\$79.90	\$87.89	WR or DF**
OUT06X24X28*****	6"W x 24"D x 28"H	R or S*	\$86.06	\$94.67	WR or DF**
OUT06X24X32*****	6"W x 24"D x 32"H	R or S*	\$92.22	\$101.45	WR or DF**
OUT06X26X26*****	6"W x 26"D x 26"H	R or S*	\$86.06	\$94.67	WR or DF**
OUT06X26X30*****	6"W x 26"D x 30"H	R or S*	\$92.22	\$101.45	WR or DF**
OUT06X26X34*****	6"W x 26"D x 34"H	R or S*	\$98.38	\$108.22	WR or DF**
OUT06X28X28*****	6"W x 28"D x 28"H	R or S*	\$92.22	\$101.45	WR or DF**
OUT06X28X32*****	6"W x 28"D x 32"H	R or S*	\$98.38	\$108.22	WR or DF**
OUT06X28X36*****	6"W x 28"D x 36"H	R or S*	\$104.54	\$115.00	WR or DF**
OUT06X30X30*****	6"W x 30"D x 30"H	R or S*	\$98.38	\$108.22	WR or DF**
OUT06X30X34*****	6"W x 30"D x 34"H	R or S*	\$104.54	\$115.00	WR or DF**
OUT06X30X42*****	6"W x 30"D x 42"H	R or S*	\$116.86	\$128.55	WR or DF**
OUT06X36X36*****	6"W x 36"D x 36"H	R or S*	\$116.86	\$128.55	WR or DF**
OUT06X36X44*****	6"W x 36"D x 44"H	R or S*	\$129.47	\$142.77	WR or DF**
OUT06X42X42*****	6"W x 42"D x 42"H	R or S*	\$135.34	\$148.88	WR or DF**





# TRADITIONAL STYLE SOLID WOOD OUTLOOKERS

FUNSTON STYLE FST01



THORTON STYLE THRO1



WESTLAKE STYLE WTLO1



TRADITIONAL STYLE TRA01



Part Number	Size	Rough or Smooth	Rough	Smooth	Wood Species
OUT08X14X14****	8"W x 14"D x 14"H	R or S*	\$82.90	\$91.19	WR or DF**
OUT08X14X18****	8"W x 14"D x 18"H	R or S*	\$92.14	\$101.35	WR or DF**
OUT08X14X22****	8"W x 14"D x 22"H	R or S*	\$101.38	\$111.51	WR or DF**
OUT08X16X16****	8"W x 16"D x 16"H	R or S*	\$92.14	\$101.35	WR or DF**
OUT08X16X20****	8"W x 16"D x 20"H	R or S*	\$101.38	\$111.51	WR or DF**
OUT08X16X24****	8"W x 16"D x 24"H	R or S*	\$110.62	\$121.68	WR or DF**
OUT08X16X28****	8"W x 16"D x 28"H	R or S*	\$119.86	\$131.84	WR or DF**
OUT08X18X18****	8"W x 18"D x 18"H	R or S*	\$101.38	\$111.51	WR or DF**
OUT08X18X22****	8"W x 18"D x 22"H	R or S*	\$110.62	\$121.68	WR or DF**
OUT08X18X26****	8"W x 18"D x 26"H	R or S*	\$119.86	\$131.84	WR or DF**
OUT08X18X30****	8"W x 18"D x 30"H	R or S*	\$129.10	\$142.01	WR or DF**
OUT08X20X20****	8"W x 20"D x 20"H	R or S*	\$110.62	\$121.68	WR or DF**
OUT08X20X24****	8"W x 20"D x 24"H	R or S*	\$119.86	\$131.84	WR or DF**
OUT08X20X28****	8"W x 20"D x 28"H	R or S*	\$129.10	\$142.01	WR or DF**
OUT08X20X32****	8"W x 20"D x 32"H	R or S*	\$138.34	\$152.17	WR or DF**
OUT08X22X22****	8"W x 22"D x 22"H	R or S*	\$119.86	\$131.84	WR or DF**
OUT08X22X26****	8"W x 22"D x 26"H	R or S*	\$129.10	\$142.01	WR or DF**
OUT08X22X30****	8"W x 22"D x 30"H	R or S*	\$138.34	\$152.17	WR or DF**
OUT08X24X24****	8"W x 24"D x 24"H	R or S*	\$129.10	\$142.01	WR or DF**
OUT08X24X28****	8"W x 24"D x 28"H	R or S*	\$138.34	\$152.17	WR or DF**
OUT08X24X32****	8"W x 24"D x 32"H	R or S*	\$147.58	\$162.33	WR or DF**
OUT08X26X26****	8"W x 26"D x 26"H	R or S*	\$138.34	\$152.17	WR or DF**
OUT08X26X30****	8"W x 26"D x 30"H	R or S*	\$147.58	\$162.33	WR or DF**
OUT08X26X34****	8"W x 26"D x 34"H	R or S*	\$156.82	\$172.50	WR or DF**
OUT08X28X28****	8"W x 28"D x 28"H	R or S*	\$147.58	\$162.33	WR or DF**
OUT08X28X32****	8"W x 28"D x 32"H	R or S*	\$156.82	\$172.50	WR or DF**
OUT08X28X40****	8"W x 28"D x 40"H	R or S*	\$175.30	\$192.83	WR or DF**
OUT08X34X34****	8"W x 34"D x 34"H	R or S*	\$175.30	\$192.83	WR or DF**
OUT08X34X42****	8"W x 34"D x 42"H	R or S*	\$190.82	\$209.62	WR or DF**
OUT08X40X40****	8"W x 40"D x 40"H	R or S*	\$203.02	\$223.32	WR or DF**



# ARTS & CRAFTS STYLE SOLID WOOD OUTLOOKERS



BALBOA STYLE  
BOAO3



IMPERIAL STYLE  
IMPO3



MERCED STYLE  
MRCO3



OLYMPIC STYLE  
OLYO3

Part Number	Size	Rough or Smooth	Rough	Smooth	Wood Species
OUT06X16X16****	6"W x 16"D x 16"H	R or S*	\$55.26	\$60.79	WR or DF**
OUT06X16X20****	6"W x 16"D x 20"H	R or S*	\$61.42	\$67.57	WR or DF**
OUT06X16X24****	6"W x 16"D x 24"H	R or S*	\$67.58	\$74.34	WR or DF**
OUT06X18X18****	6"W x 18"D x 18"H	R or S*	\$61.42	\$67.57	WR or DF**
OUT06X18X22****	6"W x 18"D x 22"H	R or S*	\$67.58	\$74.34	WR or DF**
OUT06X18X26****	6"W x 18"D x 26"H	R or S*	\$73.74	\$81.12	WR or DF**
OUT06X18X30****	6"W x 18"D x 30"H	R or S*	\$79.90	\$87.89	WR or DF**
OUT06X20X20****	6"W x 20"D x 20"H	R or S*	\$67.58	\$74.34	WR or DF**
OUT06X20X24****	6"W x 20"D x 24"H	R or S*	\$73.74	\$81.12	WR or DF**
OUT06X20X28****	6"W x 20"D x 28"H	R or S*	\$79.90	\$87.89	WR or DF**
OUT06X20X32****	6"W x 20"D x 32"H	R or S*	\$86.06	\$94.67	WR or DF**
OUT06X22X22****	6"W x 22"D x 22"H	R or S*	\$73.74	\$81.12	WR or DF**
OUT06X22X26****	6"W x 22"D x 26"H	R or S*	\$79.90	\$87.89	WR or DF**
OUT06X22X30****	6"W x 22"D x 30"H	R or S*	\$86.06	\$94.67	WR or DF**
OUT06X22X34****	6"W x 22"D x 34"H	R or S*	\$92.22	\$101.45	WR or DF**
OUT06X24X24****	6"W x 24"D x 24"H	R or S*	\$79.90	\$87.89	WR or DF**
OUT06X24X28****	6"W x 24"D x 28"H	R or S*	\$86.06	\$94.67	WR or DF**
OUT06X24X32****	6"W x 24"D x 32"H	R or S*	\$92.22	\$101.45	WR or DF**
OUT06X26X26****	6"W x 24"D x 26"H	R or S*	\$86.06	\$94.67	WR or DF**
OUT06X26X30****	4"W x 26"D x 30"H	R or S*	\$92.22	\$101.45	WR or DF**
OUT06X26X34****	6"W x 26"D x 34"H	R or S*	\$98.38	\$108.22	WR or DF**
OUT06X28X28****	6"W x 28"D x 28"H	R or S*	\$92.22	\$101.45	WR or DF**
OUT06X28X32****	6"W x 28"D x 32"H	R or S*	\$98.38	\$108.22	WR or DF**
OUT06X28X36****	6"W x 28"D x 36"H	R or S*	\$104.54	\$115.00	WR or DF**
OUT06X30X30****	6"W x 30"D x 30"H	R or S*	\$98.38	\$108.22	WR or DF**
OUT06X30X34****	6"W x 30"D x 34"H	R or S*	\$104.54	\$115.00	WR or DF**
OUT06X30X42****	6"W x 30"D x 42"H	R or S*	\$116.86	\$128.55	WR or DF**
OUT06X36X36****	6"W x 36"D x 36"H	R or S*	\$116.86	\$128.55	WR or DF**
OUT06X36X44****	6"W x 36"D x 44"H	R or S*	\$129.47	\$142.77	WR or DF**
OUT06X42X42****	6"W x 42"D x 42"H	R or S*	\$135.34	\$148.88	WR or DF**



# ARTS & CRAFTS STYLE SOLID WOOD OUTLOOKERS

FUNSTON STYLE FSTO3



THORTON STYLE THRO3



WESTLAKE STYLE WTLO3



TRADITIONAL STYLE TRA03



Part Number	Size	Rough or Smooth	Rough	Smooth	Wood Species
OUT08X14X14****	8"W x 14"D x 14"H	R or S*	\$82.90	\$91.19	WR or DF**
OUT08X14X18****	8"W x 14"D x 18"H	R or S*	\$92.14	\$101.35	WR or DF**
OUT08X14X22****	8"W x 14"D x 22"H	R or S*	\$101.38	\$111.51	WR or DF**
OUT08X16X16****	8"W x 16"D x 16"H	R or S*	\$92.14	\$101.35	WR or DF**
OUT08X16X20****	8"W x 16"D x 20"H	R or S*	\$101.38	\$111.51	WR or DF**
OUT08X16X24****	8"W x 16"D x 24"H	R or S*	\$110.62	\$121.68	WR or DF**
OUT08X16X28****	8"W x 16"D x 28"H	R or S*	\$119.86	\$131.84	WR or DF**
OUT08X18X18****	8"W x 18"D x 18"H	R or S*	\$101.38	\$111.51	WR or DF**
OUT08X18X22****	8"W x 18"D x 22"H	R or S*	\$110.62	\$121.68	WR or DF**
OUT08X18X26****	8"W x 18"D x 26"H	R or S*	\$119.86	\$131.84	WR or DF**
OUT08X18X30****	8"W x 18"D x 30"H	R or S*	\$129.10	\$142.01	WR or DF**
OUT08X20X20****	8"W x 20"D x 20"H	R or S*	\$110.62	\$121.68	WR or DF**
OUT08X20X24****	8"W x 20"D x 24"H	R or S*	\$119.86	\$131.84	WR or DF**
OUT08X20X28****	8"W x 20"D x 28"H	R or S*	\$129.10	\$142.01	WR or DF**
OUT08X20X32****	8"W x 20"D x 32"H	R or S*	\$138.34	\$152.17	WR or DF**
OUT08X22X22****	8"W x 22"D x 22"H	R or S*	\$119.86	\$131.84	WR or DF**
OUT08X22X26****	8"W x 22"D x 26"H	R or S*	\$129.10	\$142.01	WR or DF**
OUT08X22X30****	8"W x 22"D x 30"H	R or S*	\$138.34	\$152.17	WR or DF**
OUT08X24X24****	8"W x 24"D x 24"H	R or S*	\$129.10	\$142.01	WR or DF**
OUT08X24X28****	8"W x 24"D x 28"H	R or S*	\$138.34	\$152.17	WR or DF**
OUT08X24X32****	6"W x 24"D x 32"H	R or S*	\$147.58	\$162.33	WR or DF**
OUT08X26X26****	8"W x 26"D x 26"H	R or S*	\$138.34	\$152.17	WR or DF**
OUT08X26X30****	8"W x 26"D x 30"H	R or S*	\$147.58	\$162.33	WR or DF**
OUT08X26X34****	8"W x 26"D x 34"H	R or S*	\$156.82	\$172.50	WR or DF**
OUT08X28X28****	8"W x 28"D x 28"H	R or S*	\$147.58	\$162.33	WR or DF**
OUT08X28X32****	8"W x 28"D x 32"H	R or S*	\$156.82	\$172.50	WR or DF**
OUT08X28X40****	8"W x 28"D x 40"H	R or S*	\$175.30	\$192.83	WR or DF**
OUT08X34X34****	8"W x 34"D x 34"H	R or S*	\$175.30	\$192.83	WR or DF**
OUT08X34X42****	8"W x 34"D x 42"H	R or S*	\$190.82	\$209.62	WR or DF**
OUT08X40X40****	8"W x 40"D x 40"H	R or S*	\$203.02	\$223.32	WR or DF**





# CRAFTSMAN STYLE SOLID WOOD OUTLOOKERS



Part Number	Size	Rough or Smooth	Rough	Smooth	Wood Species
OUT06X16X16****	6"W x 16"D x 16"H	R or S*	\$55.26	\$60.79	WR or DF**
OUT06X16X20****	6"W x 16"D x 20"H	R or S*	\$61.42	\$67.57	WR or DF**
OUT06X16X24****	6"W x 16"D x 24"H	R or S*	\$67.58	\$74.34	WR or DF**
OUT06X18X18****	6"W x 18"D x 18"H	R or S*	\$61.42	\$67.57	WR or DF**
OUT06X18X22****	6"W x 18"D x 22"H	R or S*	\$67.58	\$74.34	WR or DF**
OUT06X18X26****	6"W x 18"D x 26"H	R or S*	\$73.74	\$81.12	WR or DF**
OUT06X18X30****	6"W x 18"D x 30"H	R or S*	\$79.90	\$87.89	WR or DF**
OUT06X20X20****	6"W x 20"D x 20"H	R or S*	\$67.58	\$74.34	WR or DF**
OUT06X20X24****	6"W x 20"D x 24"H	R or S*	\$73.74	\$81.12	WR or DF**
OUT06X20X28****	6"W x 20"D x 28"H	R or S*	\$79.90	\$87.89	WR or DF**
OUT06X20X32****	6"W x 20"D x 32"H	R or S*	\$86.06	\$94.67	WR or DF**
OUT06X22X22****	6"W x 22"D x 22"H	R or S*	\$73.74	\$81.12	WR or DF**
OUT06X22X24****	6"W x 22"D x 26"H	R or S*	\$79.90	\$87.89	WR or DF**
OUT06X22X32****	6"W x 22"D x 30"H	R or S*	\$86.06	\$94.67	WR or DF**
OUT06X22X34****	6"W x 22"D x 34"H	R or S*	\$92.22	\$101.45	WR or DF**
OUT06X24X24****	6"W x 24"D x 24"H	R or S*	\$79.90	\$87.89	WR or DF**
OUT06X24X28****	6"W x 24"D x 28"H	R or S*	\$86.06	\$94.67	WR or DF**
OUT06X24X32****	6"W x 24"D x 32"H	R or S*	\$92.22	\$101.45	WR or DF**
OUT06X26X26****	6"W x 26"D x 26"H	R or S*	\$86.06	\$94.67	WR or DF**
OUT06X26X30****	6"W x 26"D x 30"H	R or S*	\$92.22	\$101.45	WR or DF**
OUT06X26X34****	6"W x 26"D x 34"H	R or S*	\$98.38	\$108.22	WR or DF**
OUT06X28X28****	6"W x 28"D x 28"H	R or S*	\$92.22	\$101.45	WR or DF**
OUT06X28X32****	6"W x 28"D x 32"H	R or S*	\$98.38	\$108.22	WR or DF**
OUT06X28X36****	6"W x 28"D x 36"H	R or S*	\$104.54	\$115.00	WR or DF**
OUT06X30X30****	6"W x 30"D x 30"H	R or S*	\$98.38	\$108.22	WR or DF**
OUT06X30X34****	6"W x 30"D x 34"H	R or S*	\$104.54	\$115.00	WR or DF**
OUT06X30X42****	6"W x 30"D x 42"H	R or S*	\$116.86	\$128.55	WR or DF**
OUT06X36X36****	6"W x 36"D x 36"H	R or S*	\$116.86	\$128.55	WR or DF**
OUT06X36X44****	6"W x 36"D x 44"H	R or S*	\$129.47	\$142.77	WR or DF**
OUT06X42X42****	6"W x 42"D x 42"H	R or S*	\$135.34	\$148.88	WR or DF**



# CRAFTSMAN STYLE SOLID WOOD OUTLOOKERS

FUNSTON STYLE FST04



THORTON STYLE THRO4



WESTLAKE STYLE WTLO4



TRADITIONAL STYLE TRA04



Part Number	Size	Rough or Smooth	Rough	Smooth	Wood Species
OUT08X14X14****	8"W x 14"D x 14"H	R or S*	\$82.90	\$91.19	WR or DF**
OUT08X14X18****	8"W x 14"D x 18"H	R or S*	\$92.14	\$101.35	WR or DF**
OUT08X14X22****	8"W x 14"D x 22"H	R or S*	\$101.38	\$111.51	WR or DF**
OUT08X16X16****	8"W x 16"D x 16"H	R or S*	\$92.14	\$101.35	WR or DF**
OUT08X16X20****	8"W x 16"D x 20"H	R or S*	\$101.38	\$111.51	WR or DF**
OUT08X16X24****	8"W x 16"D x 24"H	R or S*	\$110.62	\$121.68	WR or DF**
OUT08X16X28****	6"W x 16"D x 28"H	R or S*	\$119.86	\$131.84	WR or DF**
OUT08X18X18****	8"W x 18"D x 18"H	R or S*	\$101.38	\$111.51	WR or DF**
OUT08X18X22****	8"W x 18"D x 22"H	R or S*	\$110.62	\$121.68	WR or DF**
OUT08X18X26****	8"W x 18"D x 26"H	R or S*	\$119.86	\$131.84	WR or DF**
OUT08X18X30****	8"W x 18"D x 30"H	R or S*	\$129.10	\$142.01	WR or DF**
OUT08X20X20****	8"W x 20"D x 20"H	R or S*	\$110.62	\$121.68	WR or DF**
OUT08X20X24****	8"W x 20"D x 24"H	R or S*	\$119.86	\$131.84	WR or DF**
OUT08X20X28****	8"W x 20"D x 28"H	R or S*	\$129.10	\$142.01	WR or DF**
OUT08X20X32****	8"W x 20"D x 34"H	R or S*	\$138.34	\$152.17	WR or DF**
OUT08X22X22****	8"W x 22"D x 22"H	R or S*	\$119.86	\$131.84	WR or DF**
OUT08X22X26****	8"W x 22"D x 26"H	R or S*	\$129.10	\$142.01	WR or DF**
OUT08X22X30****	8"W x 22"D x 30"H	R or S*	\$138.34	\$152.17	WR or DF**
OUT08X24X24****	8"W x 24"D x 24"H	R or S*	\$129.10	\$142.01	WR or DF**
OUT08X24X28****	8"W x 24"D x 28"H	R or S*	\$138.34	\$152.17	WR or DF**
OUT08X24X32****	8"W x 24"D x 32"H	R or S*	\$147.58	\$162.33	WR or DF**
OUT08X26X26****	8"W x 26"D x 26"H	R or S*	\$138.34	\$152.17	WR or DF**
OUT08X26X30****	8"W x 26"D x 30"H	R or S*	\$147.58	\$162.33	WR or DF**
OUT08X26X34****	8"W x 26"D x 34"H	R or S*	\$156.82	\$172.50	WR or DF**
OUT08X28X28****	8"W x 28"D x 28"H	R or S*	\$147.58	\$162.33	WR or DF**
OUT08X28X32****	8"W x 28"D x 32"H	R or S*	\$156.82	\$172.50	WR or DF**
OUT08X28X40****	8"W x 28"D x 40"H	R or S*	\$175.30	\$192.83	WR or DF**
OUT08X34X34****	8"W x 34"D x 34"H	R or S*	\$175.30	\$192.83	WR or DF**
OUT08X34X42****	8"W x 34"D x 42"H	R or S*	\$190.82	\$209.62	WR or DF**
OUT08X40X40****	8"W x 40"D x 40"H	R or S*	\$203.02	\$223.32	WR or DF**



# SOLID WOOD RAFTER TAILS



Part Number	Size	Rough or Smooth	Rough	Smooth	Wood Species
RFT04X06X12*****	4"W x 6"H x 12"L	R or S*	\$25.34	\$27.88	WR or DF**
RFT04X08X12*****	4"W x 8"H x 12"L	R or S*	\$33.79	\$37.17	WR or DF**
RFT04X10X12*****	4"W x 10"H x 12"L	R or S*	\$42.24	\$46.46	WR or DF**
RFT04X12X12*****	4"W x 12"H x 12"L	R or S*	\$50.69	\$55.76	WR or DF**
RFT06X06X12*****	6"W x 6"H x 12"L	R or S*	\$38.02	\$41.82	WR or DF**
RFT06X08X12*****	6"W x 8"H x 12"L	R or S*	\$50.69	\$55.76	WR or DF**
RFT06X10X12*****	6"W x 10"H x 12"L	R or S*	\$63.36	\$69.70	WR or DF**
RFT06X12X12*****	6"W x 12"H x 12"L	R or S*	\$76.03	\$83.64	WR or DF**
RFT04X06X16*****	4"W x 6"H x 16"L	R or S*	\$27.46	\$30.20	WR or DF**
RFT04X08X16*****	4"W x 8"H x 16"L	R or S*	\$36.61	\$40.27	WR or DF**
RFT04X10X16*****	4"W x 10"H x 16"L	R or S*	\$45.76	\$50.34	WR or DF**
RFT04X12X16*****	4"W x 12"H x 16"L	R or S*	\$54.91	\$60.40	WR or DF**
RFT06X06X16*****	6"W x 6"H x 16"L	R or S*	\$41.18	\$45.30	WR or DF**
RFT06X08X16*****	6"W x 8"H x 16"L	R or S*	\$54.91	\$60.40	WR or DF**
RFT06X10X16*****	6"W x 10"H x 16"L	R or S*	\$68.64	\$75.50	WR or DF**
RFT06X12X16*****	6"W x 12"H x 16"L	R or S*	\$82.37	\$90.60	WR or DF**
RFT04X06X18*****	4"W x 6"H x 18"L	R or S*	\$28.51	\$31.36	WR or DF**
RFT04X08X18*****	4"W x 8"H x 18"L	R or S*	\$38.02	\$41.82	WR or DF**
RFT04X10X18*****	4"W x 10"H x 18"L	R or S*	\$47.52	\$52.27	WR or DF**
RFT04X12X18*****	4"W x 12"H x 18"L	R or S*	\$57.02	\$62.73	WR or DF**
RFT06X06X18*****	6"W x 6"H x 18"L	R or S*	\$42.77	\$47.04	WR or DF**
RFT06X08X18*****	6"W x 8"H x 18"L	R or S*	\$57.02	\$62.73	WR or DF**
RFT06X10X18*****	6"W x 10"H x 18"L	R or S*	\$71.28	\$78.41	WR or DF**
RFT06X12X18*****	6"W x 12"H x 18"L	R or S*	\$85.54	\$94.09	WR or DF**
RFT04X06X24*****	4"W x 6"H x 24"L	R or S*	\$31.68	\$34.85	WR or DF**
RFT04X08X24*****	4"W x 8"H x 24"L	R or S*	\$42.24	\$46.46	WR or DF**
RFT04X10X24*****	4"W x 10"H x 24"L	R or S*	\$52.80	\$58.08	WR or DF**
RFT04X12X24*****	4"W x 12"H x 24"L	R or S*	\$63.36	\$69.70	WR or DF**





# SOLID WOOD RAFTER TAILS

PESCADERO STYLE **PECOO**



YORKTOWN STYLE **YOROO**



CRESTLINE STYLE **CREOO**



NEWPORT STYLE **NEWOO**



NEW BRIGHTON STYLE **NEBOO**



RIDGEWOOD STYLE **RIDOO**



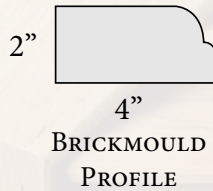
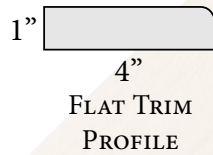
Part Number	Size	Rough or Smooth	Rough	Smooth	Wood Species
RFT06X06X24*****	6"W x 6"H x 24"L	R or S*	\$47.52	\$52.27	WR or DF**
RFT06X08X24*****	6"W x 8"H x 24"L	R or S*	\$63.36	\$69.70	WR or DF**
RFT06X10X24*****	6"W x 10"H x 24"L	R or S*	\$79.20	\$87.12	WR or DF**
RFT06X12X24*****	6"W x 12"H x 24"L	R or S*	\$95.04	\$104.54	WR or DF**
RFT04X06X32*****	4"W x 6"H x 32"L	R or S*	\$35.90	\$39.49	WR or DF**
RFT04X08X32*****	4"W x 8"H x 32"L	R or S*	\$47.87	\$52.66	WR or DF**
RFT04X10X32*****	4"W x 10"H x 32"L	R or S*	\$59.84	\$65.82	WR or DF**
RFT04X12X32*****	4"W x 12"H x 32"L	R or S*	\$71.81	\$78.99	WR or DF**
RFT06X06X32*****	6"W x 6"H x 32"L	R or S*	\$53.86	\$59.24	WR or DF**
RFT06X08X32*****	6"W x 8"H x 32"L	R or S*	\$71.81	\$78.99	WR or DF**
RFT06X10X32*****	6"W x 10"H x 32"L	R or S*	\$89.76	\$98.74	WR or DF**
RFT06X12X32*****	6"W x 12"H x 32"L	R or S*	\$107.71	\$118.48	WR or DF**
RFT04X06X36*****	4"W x 6"H x 36"L	R or S*	\$38.02	\$41.82	WR or DF**
RFT04X08X36*****	4"W x 8"H x 36"L	R or S*	\$50.69	\$55.76	WR or DF**
RFT04X10X36*****	4"W x 10"H x 36"L	R or S*	\$63.36	\$69.70	WR or DF**
RFT04X12X36*****	4"W x 12"H x 36"L	R or S*	\$76.03	\$83.64	WR or DF**
RFT06X06X36*****	6"W x 6"H x 36"L	R or S*	\$57.02	\$62.73	WR or DF**
RFT06X08X36*****	6"W x 8"H x 36"L	R or S*	\$76.03	\$83.64	WR or DF**
RFT06X10X36*****	6"W x 10"H x 36"L	R or S*	\$95.04	\$104.54	WR or DF**
RFT06X12X36*****	6"W x 12"H x 36"L	R or S*	\$114.05	\$125.45	WR or DF**
RFT04X06X48*****	4"W x 6"H x 48"L	R or S*	\$44.35	\$48.79	WR or DF**
RFT04X08X48*****	4"W x 8"H x 48"L	R or S*	\$59.14	\$65.05	WR or DF**
RFT04X10X48*****	4"W x 10"H x 48"L	R or S*	\$73.92	\$81.31	WR or DF**
RFT04X12X48*****	4"W x 12"H x 48"L	R or S*	\$88.70	\$97.57	WR or DF**
RFT06X06X48*****	6"W x 6"H x 48"L	R or S*	\$66.53	\$73.18	WR or DF**
RFT06X08X48*****	6"W x 8"H x 48"L	R or S*	\$88.70	\$97.57	WR or DF**
RFT06X10X48*****	6"W x 10"H x 48"L	R or S*	\$110.88	\$121.97	WR or DF**
RFT06X12X48*****	6"W x 12"H x 48"L	R or S*	\$133.06	\$146.36	WR or DF**



# *Wood Gable Vents*

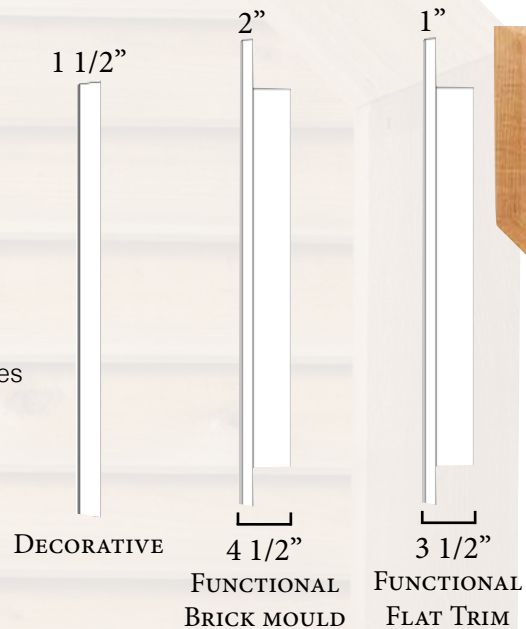






## BRICK MOULD OR FLAT TRIM

All of our vents are available with either a brick mould frame or a standard 1"x4" flat trim. Brickmould is perfect for new construction or when you need to run siding up against the vent. For all other application, the 1"x4" trim will work perfectly for you.



## DECORATIVE OR FUNCTIONAL

All our vents are available as either a fully functional air-flow vent, or as a surface-mounted decorative vent. The louver boxes on our functional vents are designed to maximize air-flow while also protecting your attic from the natural elements. Decorative gable vents are designed to be non-functional, surface-mounted vents.



## ROUGH SAWN OR SMOOTH

The smooth finish Cedar or Pine is milled to perfection in our state-of-the-art wood shop. The smooth finish vents are also the perfect option if you plan on painting them. The rough-sawn finish offers a natural rustic look. The rough sawn vents are timeless, offering the saw-textured surface obtained during the milling process that give you the look of freshly cut lumber.

## UNFINISHED OR PRIMED

You have the choice of ordering an unfinished gable vent or a primed one. If you prefer the natural look of freshly cut wood, unfinished is for you. If you prefer to paint your vent, we will prime it for you with two coats of high quality exterior grade primer.

## WOOD SPECIES

We offer our vents in both traditional Pine or durable Cedar. All of our wood is carefully chosen and hand inspected before being assembled into your vent. After each vent is made, it is again inspected to ensure you receive only the highest quality product on the market.







## Vertical Gable Vents

part number **GVVE**

Part Number	Rough Opening Dimensions	Price
GVVE16X14	16"W x 14"H	\$57.91
GVVE16X16	16"W x 16"H	\$62.37
GVVE16X18	16"W x 18"H	\$66.83
GVVE16X20	16"W x 20"H	\$71.30
GVVE16X22	16"W x 22"H	\$75.76
GVVE16X24	16"W x 24"H	\$80.22
GVVE16X26	16"W x 26"H	\$84.68
GVVE16X28	16"W x 28"H	\$89.15
GVVE16X30	16"W x 30"H	\$93.61
GVVE16X32	16"W x 32"H	\$98.07
GVVE16X34	16"W x 34"H	\$102.53
GVVE16X36	16"W x 36"H	\$107.00
GVVE18X12	18"W x 12"H	\$56.57
GVVE18X14	18"W x 14"H	\$61.15
GVVE18X16	18"W x 16"H	\$65.72
GVVE18X18	18"W x 18"H	\$70.30
GVVE18X20	18"W x 20"H	\$74.88
GVVE18X22	18"W x 22"H	\$79.44
GVVE18X24	18"W x 24"H	\$84.02
GVVE18X26	18"W x 26"H	\$88.59
GVVE18X28	18"W x 28"H	\$93.17
GVVE18X30	18"W x 30"H	\$97.74
GVVE18X32	18"W x 32"H	\$102.31
GVVE18X34	18"W x 34"H	\$106.89
GVVE18X36	18"W x 36"H	\$111.46
GVVE20X12	20"W x 12"H	\$59.71
GVVE20X14	20"W x 14"H	\$64.40
GVVE20X16	20"W x 16"H	\$69.08
GVVE20X18	20"W x 18"H	\$73.76
GVVE20X20	20"W x 20"H	\$78.45
GVVE20X22	20"W x 22"H	\$83.13
GVVE20X24	20"W x 24"H	\$87.82
GVVE20X26	20"W x 26"H	\$92.51
GVVE20X28	20"W x 28"H	\$97.19
GVVE20X30	20"W x 30"H	\$101.87
GVVE20X32	20"W x 32"H	\$106.55
GVVE20X34	20"W x 34"H	\$111.24
GVVE20X36	20"W x 36"H	\$115.92

Part Number	Rough Opening Dimensions	Price
GVVE12X12	12"W x 12"H	\$47.18
GVVE12X14	12"W x 14"H	\$51.42
GVVE12X16	12"W x 16"H	\$55.66
GVVE12X18	12"W x 18"H	\$59.90
GVVE12X20	12"W x 20"H	\$64.14
GVVE12X22	12"W x 22"H	\$68.39
GVVE12X24	12"W x 24"H	\$72.63
GVVE12X26	12"W x 26"H	\$76.87
GVVE12X28	12"W x 28"H	\$81.11
GVVE12X30	12"W x 30"H	\$85.35
GVVE12X32	12"W x 32"H	\$89.59
GVVE12X34	12"W x 34"H	\$93.83
GVVE12X36	12"W x 36"H	\$98.07
GVVE14X12	14"W x 12"H	\$50.32
GVVE14X14	14"W x 14"H	\$54.66
GVVE14X16	14"W x 16"H	\$59.02
GVVE14X18	14"W x 18"H	\$63.37
GVVE14X20	14"W x 20"H	\$67.73
GVVE14X22	14"W x 22"H	\$72.07
GVVE14X24	14"W x 24"H	\$76.42
GVVE14X26	14"W x 26"H	\$80.78
GVVE14X28	14"W x 28"H	\$85.12
GVVE14X30	14"W x 30"H	\$89.48
GVVE14X32	14"W x 32"H	\$93.83
GVVE14X34	14"W x 34"H	\$98.19
GVVE14X36	14"W x 36"H	\$102.53
GVVE16X12	16"W x 12"H	\$53.45



## COMPONENTS OF PART NUMBER: **GVVE12X1801RDUPI**

\*Brick Mould Face Frame is +15% of the price    \*Decorative function is -25% of the price

GVVE12X18 - 
 01 - 
 R - 
 D - 
 U - 
 PI

STYLE
SIZE
TRIM
FINISH
FUNCTION
PRIMING
WOOD SPECIES

00 = Brick Mould Face Frame
R = Rough Sawn
F = Functional
U = Unfinished
PI = Pine

01 = 1" x 4" Flat Trim Frame
S = Smooth
D = Decorative
P = Primed
WR = Western Red Cedar

Part Number	Rough Opening Dimensions	Price	Part Number	Rough Opening Dimensions	Price
GVVE22X12	22"W x 12"H	\$62.84	GVVE26X36	26"W x 36"H	\$129.32
GVVE22X14	22"W x 14"H	\$67.64	GVVE28X12	28"W x 12"H	\$72.24
GVVE22X16	22"W x 16"H	\$72.43	GVVE28X14	28"W x 14"H	\$77.36
GVVE22X18	22"W x 18"H	\$77.23	GVVE28X16	28"W x 16"H	\$82.50
GVVE22X20	22"W x 20"H	\$82.03	GVVE28X18	28"W x 18"H	\$87.62
GVVE22X22	22"W x 22"H	\$86.81	GVVE28X20	28"W x 20"H	\$92.75
GVVE22X24	22"W x 24"H	\$91.61	GVVE28X22	28"W x 22"H	\$97.88
GVVE22X26	22"W x 26"H	\$96.41	GVVE28X24	28"W x 24"H	\$103.01
GVVE22X28	22"W x 28"H	\$101.21	GVVE28X26	28"W x 26"H	\$108.14
GVVE22X30	22"W x 30"H	\$106.00	GVVE28X28	28"W x 28"H	\$113.26
GVVE22X32	22"W x 32"H	\$110.80	GVVE28X30	28"W x 30"H	\$118.39
GVVE22X34	22"W x 34"H	\$115.59	GVVE28X32	28"W x 32"H	\$123.52
GVVE22X36	22"W x 36"H	\$120.39	GVVE28X34	28"W x 34"H	\$128.65
GVVE24X12	24"W x 12"H	\$65.97	GVVE28X36	28"W x 36"H	\$133.78
GVVE24X14	24"W x 14"H	\$70.88	GVVE30X12	30"W x 12"H	\$75.37
GVVE24X16	24"W x 16"H	\$75.79	GVVE30X14	30"W x 14"H	\$80.61
GVVE24X18	24"W x 18"H	\$80.69	GVVE30X16	30"W x 16"H	\$85.85
GVVE24X20	24"W x 20"H	\$85.60	GVVE30X18	30"W x 18"H	\$91.09
GVVE24X22	24"W x 22"H	\$90.51	GVVE30X20	30"W x 20"H	\$96.33
GVVE24X24	24"W x 24"H	\$95.41	GVVE30X22	30"W x 22"H	\$101.57
GVVE24X26	24"W x 26"H	\$100.32	GVVE30X24	30"W x 24"H	\$106.81
GVVE24X28	24"W x 28"H	\$105.22	GVVE30X26	30"W x 26"H	\$112.05
GVVE24X30	24"W x 30"H	\$110.13	GVVE30X28	30"W x 28"H	\$117.29
GVVE24X32	24"W x 32"H	\$115.04	GVVE30X30	30"W x 30"H	\$122.52
GVVE24X34	24"W x 34"H	\$119.94	GVVE30X32	30"W x 32"H	\$127.76
GVVE24X36	24"W x 36"H	\$124.86	GVVE30X34	30"W x 34"H	\$133.00
GVVE26X12	26"W x 12"H	\$69.11	GVVE30X36	30"W x 36"H	\$138.24
GVVE26X14	26"W x 14"H	\$74.12	GVVE32X12	32"W x 12"H	\$78.50
GVVE26X16	26"W x 16"H	\$79.14	GVVE32X14	32"W x 14"H	\$83.85
GVVE26X18	26"W x 18"H	\$84.16	GVVE32X16	32"W x 16"H	\$89.21
GVVE26X20	26"W x 20"H	\$89.18	GVVE32X18	32"W x 18"H	\$94.55
GVVE26X22	26"W x 22"H	\$94.20	GVVE32X20	32"W x 20"H	\$99.91
GVVE26X24	26"W x 24"H	\$99.21	GVVE32X22	32"W x 22"H	\$105.25
GVVE26X26	26"W x 26"H	\$104.22	GVVE32X24	32"W x 24"H	\$110.61
GVVE26X28	26"W x 28"H	\$109.24	GVVE32X26	32"W x 26"H	\$115.95
GVVE26X30	26"W x 30"H	\$114.26	GVVE32X28	32"W x 28"H	\$121.31
GVVE26X32	26"W x 32"H	\$119.28	GVVE32X30	32"W x 30"H	\$126.65
GVVE26X34	26"W x 34"H	\$124.30	GVVE32X32	32"W x 32"H	\$132.01



part number **GVVE**

part number **GVHR**

## Vertical Gable Vents

Part Number	Rough Opening Dimensions	Price
GVVE32X34	32"W x 34"H	\$137.35
GVVE32X36	32"W x 36"H	\$142.71
GVVE34X12	34"W x 12"H	\$81.64
GVVE34X14	34"W x 14"H	\$87.10
GVVE34X16	34"W x 16"H	\$92.56
GVVE34X18	34"W x 18"H	\$98.02
GVVE34X20	34"W x 20"H	\$103.48
GVVE34X22	34"W x 22"H	\$108.94
GVVE34X24	34"W x 24"H	\$114.40
GVVE34X26	34"W x 26"H	\$119.86
GVVE34X28	34"W x 28"H	\$125.32
GVVE34X30	34"W x 30"H	\$130.79
GVVE34X32	34"W x 32"H	\$136.25
GVVE34X34	34"W x 34"H	\$141.71
GVVE34X36	34"W x 36"H	\$147.17
GVVE36X12	36"W x 12"H	\$84.77
GVVE36X14	36"W x 14"H	\$90.34
GVVE36X16	36"W x 16"H	\$95.91
GVVE36X18	36"W x 18"H	\$101.48
GVVE36X20	36"W x 20"H	\$107.06
GVVE36X22	36"W x 22"H	\$112.62
GVVE36X24	36"W x 24"H	\$118.20
GVVE36X26	36"W x 26"H	\$123.77
GVVE36X28	36"W x 28"H	\$129.34
GVVE36X30	36"W x 30"H	\$134.91
GVVE36X32	36"W x 32"H	\$140.49
GVVE36X34	36"W x 34"H	\$146.06
GVVE36X36	36"W x 36"H	\$151.63



## Half Round Gable Vents

Part Number	Rough Opening Dimensions	Price
GVHR12	12"W x 6"H	\$51.06
GVHR14	14"W x 7"H	\$55.15
GVHR16	16"W x 8"H	\$59.56
GVHR18	18"W x 9"H	\$65.90
GVHR20	20"W x 10"H	\$73.54
GVHR22	22"W x 11"H	\$81.39
GVHR24	24"W x 12"H	\$89.45
GVHR26	26"W x 13"H	\$96.60
GVHR28	28"W x 14"H	\$104.32
GVHR30	30"W x 15"H	\$112.75
GVHR32	32"W x 16"H	\$121.68
GVHR34	34"W x 17"H	\$131.42
GVHR36	36"W x 18"H	\$141.93





## COMPONENTS OF PART NUMBER: **GVHR12X601RDUPI**

\*Brick Mould Face Frame is +15% of the price \*Decorative function is -25% of the price

<b>GVHR12X6</b>	<b>- 01 -</b>	<b>R -</b>	<b>D -</b>	<b>U -</b>	<b>PI</b>
<u>STYLE</u>	<u>SIZE</u>	<u>TRIM</u>	<u>FINISH</u>	<u>FUNCTION</u>	<u>PRIMING</u>
		00 = Brick Mould Face Frame 01 = 1" x 4" Flat Trim Frame	R = Rough Sawn S = Smooth	F = Functional D = Decorative	U = Unfinished P = Primed
					<u>WOOD SPECIES</u>
					PI = Pine WR = Western Red Cedar

part number

# GVRO



## Round Gable Vents

Part Number	Rough Opening Dimensions	Price
GVRO12	12"	\$68.08
GVRO14	14"	\$73.52
GVRO16	16"	\$79.40
GVRO18	18"	\$87.86
GVRO20	20"	\$98.05
GVRO22	22"	\$108.52
GVRO24	24"	\$119.26
GVRO26	26"	\$128.79
GVRO28	28"	\$139.09
GVRO30	30"	\$150.33
GVRO32	32"	\$162.25
GVRO34	34"	\$175.22
GVRO36	36"	\$189.24

part number

# GVOC



## Octagonal Gable Vents

Part Number	Rough Opening Dimensions	Price
GVOT12	12"	\$68.08
GVOT14	14"	\$73.52
GVOT16	16"	\$79.40
GVOT18	18"	\$87.86
GVOT20	20"	\$98.05
GVOT22	22"	\$108.52
GVOT24	24"	\$119.26
GVOT26	26"	\$128.79
GVOT28	28"	\$139.09
GVOT30	30"	\$150.33
GVOT32	32"	\$162.25
GVOT34	34"	\$175.22
GVOT36	36"	\$189.24





part number **GVRT**

## Round Top Gable Vents

Part Number	Rough Opening Dimensions	Price
GVRT12X12	12"W x 12"H	\$54.25
GVRT12X14	12"W x 14"H	\$59.14
GVRT12X16	12"W x 16"H	\$64.01
GVRT12X18	12"W x 18"H	\$68.89
GVRT12X20	12"W x 20"H	\$73.76
GVRT12X22	12"W x 22"H	\$78.65
GVRT12X24	12"W x 24"H	\$83.52
GVRT12X26	12"W x 26"H	\$88.40
GVRT12X28	12"W x 28"H	\$93.27
GVRT12X30	12"W x 30"H	\$98.15
GVRT12X32	12"W x 32"H	\$103.03
GVRT12X34	12"W x 34"H	\$107.91
GVRT12X36	12"W x 36"H	\$112.78
GVRT14X14	14"W x 14"H	\$62.86
GVRT14X16	14"W x 16"H	\$67.87
GVRT14X18	14"W x 18"H	\$72.87
GVRT14X20	14"W x 20"H	\$77.88
GVRT14X22	14"W x 22"H	\$82.89
GVRT14X24	14"W x 24"H	\$87.89
GVRT14X26	14"W x 26"H	\$92.89
GVRT14X28	14"W x 28"H	\$97.90
GVRT14X30	14"W x 30"H	\$102.90
GVRT14X32	14"W x 32"H	\$107.91
GVRT14X34	14"W x 34"H	\$112.92
GVRT14X36	14"W x 36"H	\$117.92
GVRT16X16	16"W x 16"H	\$71.73
GVRT16X18	16"W x 18"H	\$76.86

Part Number	Rough Opening Dimensions	Price
GVRT16X20	16"W x 20"H	\$81.99
GVRT16X22	16"W x 22"H	\$87.12
GVRT16X24	16"W x 24"H	\$92.25
GVRT16X26	16"W x 26"H	\$97.39
GVRT16X28	16"W x 28"H	\$102.52
GVRT16X30	16"W x 30"H	\$107.66
GVRT16X32	16"W x 32"H	\$112.78
GVRT16X34	16"W x 34"H	\$117.92
GVRT16X36	16"W x 36"H	\$123.05
GVRT18X18	18"W x 18"H	\$80.84
GVRT18X20	18"W x 20"H	\$86.10
GVRT18X22	18"W x 22"H	\$91.36
GVRT18X24	18"W x 24"H	\$96.62
GVRT18X26	18"W x 26"H	\$101.88
GVRT18X28	18"W x 28"H	\$107.14
GVRT18X30	18"W x 30"H	\$112.40
GVRT18X32	18"W x 32"H	\$117.66
GVRT18X34	18"W x 34"H	\$122.92
GVRT18X36	18"W x 36"H	\$128.18
GVRT20X20	20"W x 20"H	\$90.22
GVRT20X22	20"W x 22"H	\$95.60
GVRT20X24	20"W x 24"H	\$100.99
GVRT20X26	20"W x 26"H	\$106.38
GVRT20X28	20"W x 28"H	\$111.76
GVRT20X30	20"W x 30"H	\$117.15
GVRT20X32	20"W x 32"H	\$122.54
GVRT20X34	20"W x 34"H	\$127.92
GVRT20X36	20"W x 36"H	\$133.32
GVRT22X22	22"W x 22"H	\$99.84
GVRT22X24	22"W x 24"H	\$105.36
GVRT22X26	22"W x 26"H	\$110.87
GVRT22X28	22"W x 28"H	\$116.38
GVRT22X30	22"W x 30"H	\$121.91
GVRT22X32	22"W x 32"H	\$127.42
GVRT22X34	22"W x 34"H	\$132.93
GVRT22X36	22"W x 36"H	\$138.44
GVRT24X24	24"W x 24"H	\$109.73
GVRT24X26	24"W x 26"H	\$115.36



## COMPONENTS OF PART NUMBER: **GVRT12X1801RDUPI**

\*Brick Mould Face Frame is +15% of the price \*Decorative function is -25% of the price

**GVRT12X18 - 01 - R - D - U - PI**

**STYLE**      **SIZE**      **TRIM**      **FINISH**      **FUNCTION**      **PRIMING**      **WOOD SPECIES**

00 = Brick Mould Face Frame      R = Rough Sawn      F = Functional      U = Unfinished      PI = Pine  
 01 = 1" x 4" Flat Trim Frame      S = Smooth      D = Decorative      P = Primed      WR = Western Red Cedar

Part Number	Rough Opening Dimensions	Price	Part Number	Rough Opening Dimensions	Price
GVRT24X28	24"W x 28"H	\$121.01	GVRT34X34	34"W x 34"H	\$162.96
GVRT24X30	24"W x 30"H	\$126.65	GVRT34X36	34"W x 36"H	\$169.24
GVRT24X32	24"W x 32"H	\$132.29	GVRT36X24	36"W x 24"H	\$135.93
GVRT24X34	24"W x 34"H	\$137.94	GVRT36X26	36"W x 26"H	\$142.34
GVRT24X36	24"W x 36"H	\$143.58	GVRT36X28	36"W x 28"H	\$148.74
GVRT26X24	26"W x 24"H	\$114.09	GVRT36X30	36"W x 30"H	\$155.15
GVRT26X26	26"W x 26"H	\$119.86	GVRT36X32	36"W x 32"H	\$161.55
GVRT26X28	26"W x 28"H	\$125.63	GVRT36X34	36"W x 34"H	\$167.97
GVRT26X30	26"W x 30"H	\$131.40	GVRT36X36	36"W x 36"H	\$174.37
GVRT26X32	26"W x 32"H	\$137.17			
GVRT26X34	26"W x 34"H	\$142.94			
GVRT26X36	26"W x 36"H	\$148.71			
GVRT28X24	28"W x 24"H	\$118.46			
GVRT28X26	28"W x 26"H	\$124.35			
GVRT28X28	28"W x 28"H	\$130.25			
GVRT28X30	28"W x 30"H	\$136.15			
GVRT28X32	28"W x 32"H	\$142.04			
GVRT28X34	28"W x 34"H	\$147.95			
GVRT28X36	28"W x 36"H	\$153.85			
GVRT30X24	30"W x 24"H	\$122.83			
GVRT30X26	30"W x 26"H	\$128.86			
GVRT30X28	30"W x 28"H	\$134.87			
GVRT30X30	30"W x 30"H	\$140.90			
GVRT30X32	30"W x 32"H	\$146.93			
GVRT30X34	30"W x 34"H	\$152.95			
GVRT30X36	30"W x 36"H	\$158.98			
GVRT32X24	32"W x 24"H	\$127.20			
GVRT32X26	32"W x 26"H	\$133.35			
GVRT32X28	32"W x 28"H	\$139.50			
GVRT32X30	32"W x 30"H	\$145.65			
GVRT32X32	32"W x 32"H	\$151.80			
GVRT32X34	32"W x 34"H	\$157.95			
GVRT32X36	32"W x 36"H	\$164.10			
GVRT34X24	34"W x 24"H	\$131.57			
GVRT34X26	34"W x 26"H	\$137.84			
GVRT34X28	34"W x 28"H	\$144.12			
GVRT34X30	34"W x 30"H	\$150.40			
GVRT34X32	34"W x 32"H	\$156.68			

part number **GVDI**



## Diamond Gable Vents

Part Number	Rough Opening Dimensions	Price
GVDI12X12	12"W x 12"H	\$62.37
GVDI14X14	14"W x 14"H	\$70.30
GVDI16X16	16"W x 16"H	\$78.45
GVDI18X18	18"W x 18"H	\$86.81
GVDI20X20	20"W x 20"H	\$95.41
GVDI22X22	22"W x 22"H	\$108.68
GVDI24X24	24"W x 24"H	\$124.37







part number **GVOT**

## Octagon Top Gable Vents

Part Number	Rough Opening Dimensions	Price
GVOT12X12	12"W x 12"H	\$54.25
GVOT12X14	12"W x 14"H	\$59.14
GVOT12X16	12"W x 16"H	\$64.01
GVOT12X18	12"W x 18"H	\$68.89
GVOT12X20	12"W x 20"H	\$73.76
GVOT12X22	12"W x 22"H	\$78.65
GVOT12X24	12"W x 24"H	\$83.52
GVOT12X26	12"W x 26"H	\$88.40
GVOT12X28	12"W x 28"H	\$93.27
GVOT12X30	12"W x 30"H	\$98.15
GVOT12X32	12"W x 32"H	\$103.03
GVOT12X34	12"W x 34"H	\$107.91
GVOT12X36	12"W x 36"H	\$112.78
GVOT16X12	16"W x 12"H	\$62.35
GVOT16X14	16"W x 14"H	\$66.73
GVOT16X16	16"W x 16"H	\$71.73
GVOT16X18	16"W x 18"H	\$76.86
GVOT16X20	16"W x 20"H	\$81.99
GVOT16X22	16"W x 22"H	\$87.12
GVOT16X24	16"W x 24"H	\$92.25
GVOT16X26	16"W x 26"H	\$97.39
GVOT16X28	16"W x 28"H	\$102.52
GVOT16X30	16"W x 30"H	\$107.66
GVOT16X32	16"W x 32"H	\$112.78
GVOT16X34	16"W x 34"H	\$117.92
GVOT16X36	16"W x 36"H	\$123.05
GVOT18X12	18"W x 12"H	\$68.00
GVOT18X14	18"W x 14"H	\$72.90

Part Number	Rough Opening Dimensions	Price
GVOT18X16	18"W x 16"H	\$76.68
GVOT18X18	18"W x 18"H	\$80.84
GVOT18X20	18"W x 20"H	\$86.10
GVOT18X22	18"W x 22"H	\$91.36
GVOT18X24	18"W x 24"H	\$96.62
GVOT18X26	18"W x 26"H	\$101.88
GVOT18X28	18"W x 28"H	\$107.14
GVOT18X30	18"W x 30"H	\$112.40
GVOT18X32	18"W x 32"H	\$117.66
GVOT18X34	18"W x 34"H	\$122.92
GVOT18X36	18"W x 36"H	\$128.18
GVOT20X12	20"W x 12"H	\$74.45
GVOT20X14	20"W x 14"H	\$78.56
GVOT20X16	20"W x 16"H	\$82.35
GVOT20X18	20"W x 18"H	\$86.78
GVOT20X20	20"W x 20"H	\$90.22
GVOT20X22	20"W x 22"H	\$95.60
GVOT20X24	20"W x 24"H	\$100.99
GVOT20X26	20"W x 26"H	\$106.38
GVOT20X28	20"W x 28"H	\$111.76
GVOT20X30	20"W x 30"H	\$117.15
GVOT20X32	20"W x 32"H	\$122.54
GVOT20X34	20"W x 34"H	\$127.92
GVOT20X36	20"W x 36"H	\$133.32
GVOT24X12	24"W x 12"H	\$79.89
GVOT24X14	24"W x 14"H	\$84.33
GVOT24X16	24"W x 16"H	\$89.02
GVOT24X18	24"W x 18"H	\$94.78
GVOT24X20	24"W x 20"H	\$99.87
GVOT24X22	24"W x 22"H	\$104.65
GVOT24X24	24"W x 24"H	\$109.73
GVOT24X26	24"W x 26"H	\$115.36
GVOT24X28	24"W x 28"H	\$121.01
GVOT24X30	24"W x 30"H	\$126.65
GVOT24X32	24"W x 32"H	\$132.29
GVOT24X34	24"W x 34"H	\$137.94
GVOT24X36	24"W x 36"H	\$143.58
GVOT30X12	30"W x 12"H	\$89.56



## COMPONENTS OF PART NUMBER: **GVOT12X1801RDUPI**

\*Brick Mould Face Frame is +15% of the price \*Decorative function is -25% of the price

**GVOT12X18** - **01** - **R** - **D** - **U** - **PI**

STYLE                      SIZE                      TRIM                      FINISH                      FUNCTION                      PRIMING                      WOOD SPECIES

00 = Brick Mould Face Frame      R = Rough Sawn      F = Functional      U = Unfinished      PI = Pine  
 01 = 1" x 4" Flat Trim Frame      S = Smooth      D = Decorative      P = Primed      WR = Western Red Cedar

Part Number	Rough Opening Dimensions	Price
GVOT30X14	30"W x 14"H	\$94.63
GVOT30X16	30"W x 16"H	\$99.98
GVOT30X18	30"W x 18"H	\$105.45
GVOT30X20	30"W x 20"H	\$110.25
GVOT30X22	30"W x 22"H	\$116.96
GVOT30X24	30"W x 24"H	\$122.83
GVOT30X26	30"W x 26"H	\$128.86
GVOT30X28	30"W x 28"H	\$134.87
GVOT30X30	30"W x 30"H	\$140.90
GVOT30X32	30"W x 32"H	\$146.93
GVOT30X34	30"W x 34"H	\$152.95
GVOT30X36	30"W x 36"H	\$158.98
GVOT36X12	36"W x 12"H	\$103.89
GVOT36X14	36"W x 14"H	\$108.03
GVOT36X16	36"W x 16"H	\$113.25
GVOT36X18	36"W x 18"H	\$118.96
GVOT36X20	36"W x 20"H	\$123.68
GVOT36X22	36"W x 22"H	\$129.65
GVOT36X24	36"W x 24"H	\$135.93
GVOT36X26	36"W x 26"H	\$142.34
GVOT36X28	36"W x 28"H	\$148.74
GVOT36X30	36"W x 30"H	\$155.15
GVOT36X32	36"W x 32"H	\$161.55
GVOT36X34	36"W x 34"H	\$167.97
GVOT36X36	36"W x 36"H	\$174.37





MAKE SURE  
TO CHOOSE  
A PITCH FOR  
THIS STYLE!  
WE MAKE  
THEM ALL!

## part number **GVPE**

### Peaked Top Gable Vents

Part Number	Rough Opening Dimensions	Price
GVPE12X12	12"W x 12"H	\$54.25
GVPE12X14	12"W x 14"H	\$59.14
GVPE12X16	12"W x 16"H	\$64.01
GVPE12X18	12"W x 18"H	\$68.89
GVPE12X20	12"W x 20"H	\$73.76
GVPE12X22	12"W x 22"H	\$78.65
GVPE12X24	12"W x 24"H	\$83.52
GVPE12X26	12"W x 26"H	\$88.40
GVPE12X28	12"W x 28"H	\$93.27
GVPE12X30	12"W x 30"H	\$98.15
GVPE12X32	12"W x 32"H	\$103.03
GVPE12X34	12"W x 34"H	\$107.91
GVPE12X36	12"W x 36"H	\$112.78
GVPE14X14	14"W x 14"H	\$62.86
GVPE14X16	14"W x 16"H	\$67.87
GVPE14X18	14"W x 18"H	\$72.87
GVPE14X20	14"W x 20"H	\$77.88
GVPE14X22	14"W x 22"H	\$82.89
GVPE14X24	14"W x 24"H	\$87.89
GVPE14X26	14"W x 26"H	\$92.89
GVPE14X28	14"W x 28"H	\$97.90
GVPE14X30	14"W x 30"H	\$102.90
GVPE14X32	14"W x 32"H	\$107.91
GVPE14X34	14"W x 34"H	\$112.92
GVPE14X36	14"W x 36"H	\$117.92
GVPE16X16	16"W x 16"H	\$71.73
GVPE16X18	16"W x 18"H	\$76.86

Part Number	Rough Opening Dimensions	Price
GVPE16X20	16"W x 20"H	\$81.99
GVPE16X22	16"W x 22"H	\$87.12
GVPE16X24	16"W x 24"H	\$92.25
GVPE16X26	16"W x 26"H	\$97.39
GVPE16X28	16"W x 28"H	\$102.52
GVPE16X30	16"W x 30"H	\$107.66
GVPE16X32	16"W x 32"H	\$112.78
GVPE16X34	16"W x 34"H	\$117.92
GVPE16X36	16"W x 36"H	\$123.05
GVPE18X18	18"W x 18"H	\$80.84
GVPE18X20	18"W x 20"H	\$86.10
GVPE18X22	18"W x 22"H	\$91.36
GVPE18X24	18"W x 24"H	\$96.62
GVPE18X26	18"W x 26"H	\$101.88
GVPE18X28	18"W x 28"H	\$107.14
GVPE18X30	18"W x 30"H	\$112.40
GVPE18X32	18"W x 32"H	\$117.66
GVPE18X34	18"W x 34"H	\$122.92
GVPE18X36	18"W x 36"H	\$128.18
GVPE20X20	20"W x 20"H	\$90.22
GVPE20X22	20"W x 22"H	\$95.60
GVPE20X24	20"W x 24"H	\$100.99
GVPE20X26	20"W x 26"H	\$106.38
GVPE20X28	20"W x 28"H	\$111.76
GVPE20X30	20"W x 30"H	\$117.15
GVPE20X32	20"W x 32"H	\$122.54
GVPE20X34	20"W x 34"H	\$127.92
GVPE20X36	20"W x 36"H	\$133.32
GVPE22X22	22"W x 22"H	\$99.84
GVPE22X24	22"W x 24"H	\$105.36
GVPE22X26	22"W x 26"H	\$110.87
GVPE22X28	22"W x 28"H	\$116.38
GVPE22X30	22"W x 30"H	\$121.91
GVPE22X32	22"W x 32"H	\$127.42
GVPE22X34	22"W x 34"H	\$132.93
GVPE22X36	22"W x 36"H	\$138.44
GVPE24X24	24"W x 24"H	\$109.73
GVPE24X26	24"W x 26"H	\$115.36





## COMPONENTS OF PART NUMBER: **GVPE12X1801RDUPI**

\*Brick Mould Face Frame is +15% of the price \*Decorative function is -25% of the price

<b>GVPE12X18</b>	<b>- 01</b>	<b>- R</b>	<b>- D</b>	<b>- U</b>	<b>- PI</b>	
<u>STYLE</u>	<u>SIZE</u>	<u>TRIM</u>	<u>FINISH</u>	<u>FUNCTION</u>	<u>PRIMING</u>	<u>WOOD SPECIES</u>
		00 = Brick Mould Face Frame 01 = 1" x 4" Flat Trim Frame	R = Rough Sawn S = Smooth	F = Functional D = Decorative	U = Unfinished P = Primed	PI = Pine WR = Western Red Cedar

Part Number	Rough Opening Dimensions	Price
GVPE24X28	24"W x 28"H	\$121.01
GVPE24X30	24"W x 30"H	\$126.65
GVPE24X32	24"W x 32"H	\$132.29
GVPE24X34	24"W x 34"H	\$137.94
GVPE24X36	24"W x 36"H	\$143.58
GVPE26X24	26"W x 24"H	\$114.09
GVPE26X26	26"W x 26"H	\$119.86
GVPE26X28	26"W x 28"H	\$125.63
GVPE26X30	26"W x 30"H	\$131.40
GVPE26X32	26"W x 32"H	\$137.17
GVPE26X34	26"W x 34"H	\$142.94
GVPE26X36	26"W x 36"H	\$148.71
GVPE28X24	28"W x 24"H	\$118.46
GVPE28X26	28"W x 26"H	\$124.35
GVPE28X28	28"W x 28"H	\$130.25
GVPE28X30	28"W x 30"H	\$136.15
GVPE28X32	28"W x 32"H	\$142.04
GVPE28X34	28"W x 34"H	\$147.95
GVPE28X36	28"W x 36"H	\$153.85
GVPE30X24	30"W x 24"H	\$122.83
GVPE30X26	30"W x 26"H	\$128.86
GVPE30X28	30"W x 28"H	\$134.87
GVPE30X30	30"W x 30"H	\$140.90
GVPE30X32	30"W x 32"H	\$146.93
GVPE30X34	30"W x 34"H	\$152.95
GVPE30X36	30"W x 36"H	\$158.98
GVPE32X24	32"W x 24"H	\$127.20
GVPE32X26	32"W x 26"H	\$133.35
GVPE32X28	32"W x 28"H	\$139.50
GVPE32X30	32"W x 30"H	\$145.65
GVPE32X32	32"W x 32"H	\$151.80
GVPE32X34	32"W x 34"H	\$157.95
GVPE32X36	32"W x 36"H	\$164.10
GVPE34X24	34"W x 24"H	\$131.57
GVPE34X26	34"W x 26"H	\$137.84
GVPE34X28	34"W x 28"H	\$144.12
GVPE34X30	34"W x 30"H	\$150.40

Part Number	Rough Opening Dimensions	Price
GVPE34X32	34"W x 32"H	\$156.68
GVPE34X34	34"W x 34"H	\$162.96
GVPE34X36	34"W x 36"H	\$169.24
GVPE36X24	36"W x 24"H	\$135.93
GVPE36X26	36"W x 26"H	\$142.34
GVPE36X28	36"W x 28"H	\$148.74
GVPE36X30	36"W x 30"H	\$155.15
GVPE36X32	36"W x 32"H	\$161.55
GVPE36X34	36"W x 34"H	\$167.97
GVPE36X36	36"W x 36"H	\$174.37





## Arch Top Gable Vents

part number **GVAR**

Part Number	Rough Opening Dimensions	Price
GVAR12X12	12"W x 12"H	\$56.62
GVAR12X14	12"W x 14"H	\$61.71
GVAR12X16	12"W x 16"H	\$66.79
GVAR12X18	12"W x 18"H	\$71.88
GVAR12X20	12"W x 20"H	\$76.98
GVAR12X22	12"W x 22"H	\$82.06
GVAR12X24	12"W x 24"H	\$87.15
GVAR12X26	12"W x 26"H	\$92.24
GVAR12X28	12"W x 28"H	\$97.34
GVAR12X30	12"W x 30"H	\$102.42
GVAR12X32	12"W x 32"H	\$107.51
GVAR12X34	12"W x 34"H	\$112.60
GVAR12X36	12"W x 36"H	\$117.68
GVAR14X14	14"W x 14"H	\$65.59
GVAR14X16	14"W x 16"H	\$70.82
GVAR14X18	14"W x 18"H	\$76.04
GVAR14X20	14"W x 20"H	\$81.26
GVAR14X22	14"W x 22"H	\$86.49
GVAR14X24	14"W x 24"H	\$91.71
GVAR14X26	14"W x 26"H	\$96.94
GVAR14X28	14"W x 28"H	\$102.15
GVAR14X30	14"W x 30"H	\$107.37
GVAR14X32	14"W x 32"H	\$112.60
GVAR14X34	14"W x 34"H	\$117.82
GVAR14X36	14"W x 36"H	\$123.04
GVAR16X16	16"W x 16"H	\$74.84
GVAR16X18	16"W x 18"H	\$80.20
GVAR16X20	16"W x 20"H	\$85.55
GVAR16X22	16"W x 22"H	\$90.91
GVAR16X24	16"W x 24"H	\$96.26

Part Number	Rough Opening Dimensions	Price
GVAR16X26	16"W x 26"H	\$101.62
GVAR16X28	16"W x 28"H	\$106.97
GVAR16X30	16"W x 30"H	\$112.33
GVAR16X32	16"W x 32"H	\$117.68
GVAR16X34	16"W x 34"H	\$123.04
GVAR16X36	16"W x 36"H	\$128.39
GVAR18X18	18"W x 18"H	\$84.36
GVAR18X20	18"W x 20"H	\$89.85
GVAR18X22	18"W x 22"H	\$95.33
GVAR18X24	18"W x 24"H	\$100.82
GVAR18X26	18"W x 26"H	\$106.31
GVAR18X28	18"W x 28"H	\$111.80
GVAR18X30	18"W x 30"H	\$117.29
GVAR18X32	18"W x 32"H	\$122.78
GVAR18X34	18"W x 34"H	\$128.27
GVAR18X36	18"W x 36"H	\$133.76
GVAR20X20	20"W x 20"H	\$94.13
GVAR20X22	20"W x 22"H	\$99.76
GVAR20X24	20"W x 24"H	\$105.38
GVAR20X26	20"W x 26"H	\$111.01
GVAR20X28	20"W x 28"H	\$116.62
GVAR20X30	20"W x 30"H	\$122.24
GVAR20X32	20"W x 32"H	\$127.87
GVAR20X34	20"W x 34"H	\$133.49
GVAR20X36	20"W x 36"H	\$139.11
GVAR22X22	22"W x 22"H	\$104.18
GVAR22X24	22"W x 24"H	\$109.94
GVAR22X26	22"W x 26"H	\$115.69
GVAR22X28	22"W x 28"H	\$121.44
GVAR22X30	22"W x 30"H	\$127.20
GVAR22X32	22"W x 32"H	\$132.95
GVAR22X34	22"W x 34"H	\$138.72
GVAR22X36	22"W x 36"H	\$144.47
GVAR24X24	24"W x 24"H	\$114.49
GVAR24X26	24"W x 26"H	\$120.38
GVAR24X28	24"W x 28"H	\$126.27
GVAR24X30	24"W x 30"H	\$132.15
GVAR24X32	24"W x 32"H	\$138.04
GVAR24X34	24"W x 34"H	\$143.93
GVAR24X36	24"W x 36"H	\$149.82



## COMPONENTS OF PART NUMBER: **GVAR12X1801RDUPI**

\*Brick Mould Face Frame is +15% of the price \*Decorative function is -25% of the price

<b>GVAR12X18</b>	<b>- 01</b>	<b>- R</b>	<b>- D</b>	<b>- U</b>	<b>- PI</b>	
<u>STYLE</u>	<u>SIZE</u>	<u>TRIM</u>	<u>FINISH</u>	<u>FUNCTION</u>	<u>PRIMING</u>	<u>WOOD SPECIES</u>
		00 = Brick Mould Face Frame 01 = 1" x 4" Flat Trim Frame	R = Rough Sawn S = Smooth	F = Functional D = Decorative	U = Unfinished P = Primed	PI = Pine WR = Western Red Cedar



MAKE SURE TO CHOOSE A PITCH FOR THIS STYLE! WE MAKE THEM ALL!

## Triangle Gable Vents

# part number **GVTR**

Part Number	Rough Opening Dimensions	Pitch	Price
GVTR36X18	36"W x 18"H	12/12	\$175.01
GVTR36X16	36"W x 16-1/2"H	11/12	\$169.91
GVTR36X15	36"W x 15"H	10/12	\$164.96
GVTR36X14	36"W x 13-1/2"H	9/12	\$160.15
GVTR36X12	36"W x 12"H	8/12	\$155.49
GVTR36X10	36"W x 10-1/2"H	7/12	\$150.96
GVTR36X09	36"W x 9"H	6/12	\$146.56
GVTR36X07	36"W x 7-1/2"H	5/12	\$142.30
GVTR40X20	40"W x 20"H	12/12	\$193.85
GVTR40X18	40"W x 18-3/8"H	11/12	\$188.20
GVTR40X16	40"W x 16-5/8"H	10/12	\$182.72
GVTR40X15	40"W x 15"H	9/12	\$177.40
GVTR40X13	40"W x 13-3/8"H	8/12	\$172.23
GVTR40X11	40"W x 11-5/8"H	7/12	\$167.21
GVTR40X10	40"W x 10"H	6/12	\$162.34
GVTR40X08	40"W x 8-3/8"H	5/12	\$157.62
GVTR44X22	44"W x 22"H	12/12	\$212.39
GVTR44X20	44"W x 20-1/8"H	11/12	\$206.21
GVTR44X18	44"W x 18-3/8"H	10/12	\$200.20
GVTR44X16	44"W x 16-1/2"H	9/12	\$194.37
GVTR44X14	44"W x 14-5/8"H	8/12	\$188.71
GVTR44X12	44"W x 12-3/4"H	7/12	\$183.21
GVTR44X11	44"W x 11"H	6/12	\$177.88
GVTR44X09	44"W x 9-1/8"H	5/12	\$172.70
GVTR48X24	48"W x 24"H	12/12	\$231.52
GVTR48X22	48"W x 22"H	11/12	\$224.77
GVTR48X20	48"W x 20"H	10/12	\$218.22

Part Number	Rough Opening Dimensions	Pitch	Price
GVTR48X18	48"W x 18"H	9/12	\$211.86
GVTR48X16	48"W x 16"H	8/12	\$205.69
GVTR48X14	48"W x 14"H	7/12	\$199.70
GVTR48X12	48"W x 12"H	6/12	\$193.89
GVTR48X10	48"W x 10"H	5/12	\$188.24
GVTR52X26	52"W x 26"H	12/12	\$250.41
GVTR52X23	52"W x 23-3/4"H	11/12	\$243.12
GVTR52X21	52"W x 21-5/8"H	10/12	\$236.03
GVTR52X19	52"W x 19-1/2"H	9/12	\$229.15
GVTR52X17	52"W x 17-3/8"H	8/12	\$222.48
GVTR52X15	52"W x 15-1/8"H	7/12	\$216.00
GVTR52X13	52"W x 13"H	6/12	\$209.71
GVTR52X10	52"W x 10-3/4"H	5/12	\$203.61
GVTR56X28	56"W x 28"H	12/12	\$268.88
GVTR56X25	56"W x 25-5/8"H	11/12	\$261.06
GVTR56X23	56"W x 23-3/8"H	10/12	\$253.45
GVTR56X21	26"W x 21"H	9/12	\$246.07
GVTR56X18	56"W x 18-5/8"H	8/12	\$238.90
GVTR56X16	56"W x 16-3/8"H	7/12	\$231.95
GVTR56X14	56"W x 14"H	6/12	\$225.19
GVTR56X11	56"W x 11-5/8"H	5/12	\$218.63
GVTR60X30	60"W x 30"H	12/12	\$288.24
GVTR60X27	60"W x 27-1/2"H	11/12	\$279.85
GVTR60X25	60"W x 25"H	10/12	\$271.70
GVTR60X22	60"W x 22-1/2"H	9/12	\$263.79
GVTR60X20	60"W x 20"H	8/12	\$256.11
GVTR60X17	60"W x 17-1/2"H	7/12	\$248.64
GVTR60X15	60"W x 15"H	6/12	\$241.41
GVTR60X12	60"W x 12-1/2"H	5/12	\$234.37
GVTR64X32	64"W x 32"H	12/12	\$306.78
GVTR64X29	64"W x 29-3/8"H	11/12	\$297.84
GVTR64X26	64"W x 26-5/8"H	10/12	\$289.17
GVTR64X24	64"W x 24"H	9/12	\$280.75





part number **GVTR**  
**Triangle Gable Vents**

Part Number	Rough Opening Dimensions	Pitch	Price
GVTR64X21	64"W x 21-1/4"H	8/12	\$272.57
GVTR64X18	64"W x 18-5/8"H	7/12	\$264.63
GVTR64X16	64"W x 16"H	6/12	\$256.92
GVTR64X13	64"W x 13-3/8"H	5/12	\$249.44
GVTR68X34	68"W x 34"H	12/12	\$326.72
GVTR68X31	68"W x 31-1/8"H	11/12	\$317.20
GVTR68X28	68"W x 28-3/8"H	10/12	\$307.96
GVTR68X25	68"W x 25-1/2"H	9/12	\$298.99
GVTR68X22	68"W x 22-5/8"H	8/12	\$290.28
GVTR68X19	68"W x 19-3/4"H	7/12	\$281.83
GVTR68X17	68"W x 17"H	6/12	\$273.62
GVTR68X14	68"W x 14-1/8"H	5/12	\$265.65
GVTR72X36	72"W x 36"H	12/12	\$345.15
GVTR72X33	72"W x 33"H	11/12	\$335.09
GVTR72X30	72"W x 30"H	10/12	\$325.33
GVTR72X27	72"W x 27"H	9/12	\$315.86
GVTR72X24	72"W x 24"H	8/12	\$306.65
GVTR72X21	72"W x 21"H	7/12	\$297.72
GVTR72X18	72"W x 18"H	6/12	\$289.05
GVTR72X15	72"W x 15"H	5/12	\$280.64
GVTR76X38	76"W x 38"H	12/12	\$363.64
GVTR76X34	76"W x 34-3/4"H	11/12	\$353.05
GVTR76X31	76"W x 31-5/8"H	10/12	\$342.77
GVTR76X28	76"W x 28-1/2"H	9/12	\$332.79
GVTR76X25	76"W x 25-3/8"H	8/12	\$323.09
GVTR76X22	76"W x 22-1/8"H	7/12	\$313.68
GVTR76X19	76"W x 19"H	6/12	\$304.55
GVTR76X15	76"W x 15-3/4"H	5/12	\$295.68
GVTR80X40	80"W x 40"H	12/12	\$382.76
GVTR80X36	80"W x 36-5/8"H	11/12	\$371.61
GVTR80X33	80"W x 33-3/8"H	10/12	\$360.79
GVTR80X30	80"W x 30"H	9/12	\$350.28
GVTR80X26	80"W x 26-5/8"H	8/12	\$340.08
GVTR80X23	80"W x 23-3/8"H	7/12	\$330.18
GVTR80X20	80"W x 20"H	6/12	\$320.56
GVTR80X16	80"W x 16-5/8"H	5/12	\$311.23
GVTR84X42	84"W x 42"H	12/12	\$403.82
GVTR84X38	84"W x 38-1/2"H	11/12	\$392.06

Part Number	Rough Opening Dimensions	Pitch	Price
GVTR84X35	84"W x 35"H	10/12	\$380.64
GVTR84X31	84"W x 31-1/2"H	9/12	\$369.55
GVTR84X28	84"W x 28"H	8/12	\$358.79
GVTR84X24	84"W x 24-1/2"H	7/12	\$348.34
GVTR84X21	84"W x 21"H	6/12	\$338.19
GVTR84X17	84"W x 17-1/2"H	5/12	\$328.34

part number **GVOV**



**Vertical Elongated  
 Octagon Gable Vent**

Part Number	Rough Opening Dimensions	Price
GVOV12X14	12"W x 14"H	\$62.69
GVOV12X16	12"W x 16"H	\$67.85
GVOV12X18	12"W x 18"H	\$73.02
GVOV12X20	12"W x 20"H	\$78.19
GVOV12X22	12"W x 22"H	\$83.37
GVOV12X24	12"W x 24"H	\$88.53
GVOV12X26	12"W x 26"H	\$93.70
GVOV12X28	12"W x 28"H	\$98.87
GVOV12X30	12"W x 30"H	\$104.04
GVOV12X32	12"W x 32"H	\$109.21
GVOV12X34	12"W x 34"H	\$114.38
GVOV12X36	12"W x 36"H	\$119.55
GVOV14X16	14"W x 16"H	\$71.94
GVOV14X18	14"W x 18"H	\$77.24



# VERTICAL ELOGATED OCTAGON GABLE VENT

## COMPONENTS OF PART NUMBER: **GVTR72X1501RDUPI**

\*Brick Mould Face Frame is +15% of the price \*Decorative function is -25% of the price

**GVTR72X15 - 01 - R - D - U - PI**

STYLE      SIZE      TRIM      FINISH      FUNCTION      PRIMING      WOOD SPECIES

00 = Brick Mould Face Frame      R = Rough Sawn      F = Functional      U = Unfinished      PI = Pine  
 01 = 1" x 4" Flat Trim Frame      S = Smooth      D = Decorative      P = Primed      WR = Western Red Cedar

Part Number	Rough Opening Dimensions	Price	Part Number	Rough Opening Dimensions	Price
GVOV14X20	14"W x 20"H	\$82.55	GVOV22X28	22"W x 28"H	\$123.36
GVOV14X22	14"W x 22"H	\$87.86	GVOV22X30	22"W x 30"H	\$129.22
GVOV14X24	14"W x 24"H	\$93.16	GVOV22X32	22"W x 32"H	\$135.07
GVOV14X26	14"W x 26"H	\$98.46	GVOV22X34	22"W x 34"H	\$140.91
GVOV14X28	14"W x 28"H	\$103.77	GVOV22X36	22"W x 36"H	\$146.75
GVOV14X30	14"W x 30"H	\$109.07	GVOV24X26	24"W x 26"H	\$122.28
GVOV14X32	14"W x 32"H	\$114.38	GVOV24X28	24"W x 28"H	\$128.27
GVOV14X34	14"W x 34"H	\$119.70	GVOV24X30	24"W x 30"H	\$134.25
GVOV14X36	14"W x 36"H	\$125.00	GVOV24X32	24"W x 32"H	\$140.23
GVOV16X18	16"W x 18"H	\$81.47	GVOV24X34	24"W x 34"H	\$146.22
GVOV16X20	16"W x 20"H	\$86.91	GVOV24X36	24"W x 36"H	\$152.19
GVOV16X22	16"W x 22"H	\$92.35	GVOV30X32	30"W x 32"H	\$155.75
GVOV16X24	16"W x 24"H	\$97.79	GVOV30X34	30"W x 34"H	\$162.13
GVOV16X26	16"W x 26"H	\$103.23	GVOV30X36	30"W x 36"H	\$168.52
GVOV16X28	16"W x 28"H	\$108.67			
GVOV16X30	16"W x 30"H	\$114.12			
GVOV16X32	16"W x 32"H	\$119.55			
GVOV16X34	16"W x 34"H	\$125.00			
GVOV16X36	16"W x 36"H	\$130.43			
GVOV18X20	18"W x 20"H	\$91.27			
GVOV18X22	18"W x 22"H	\$96.84			
GVOV18X24	18"W x 24"H	\$102.42			
GVOV18X26	18"W x 26"H	\$107.99			
GVOV18X28	18"W x 28"H	\$113.57			
GVOV18X30	18"W x 30"H	\$119.14			
GVOV18X32	18"W x 32"H	\$124.72			
GVOV18X34	18"W x 34"H	\$130.30			
GVOV18X36	18"W x 36"H	\$135.87			
GVOV20X22	20"W x 22"H	\$101.34			
GVOV20X24	20"W x 24"H	\$107.05			
GVOV20X26	20"W x 26"H	\$112.76			
GVOV20X28	20"W x 28"H	\$118.47			
GVOV20X30	20"W x 30"H	\$124.18			
GVOV20X32	20"W x 32"H	\$129.89			
GVOV20X34	20"W x 34"H	\$135.60			
GVOV20X36	20"W x 36"H	\$141.32			
GVOV22X24	22"W x 24"H	\$111.68			
GVOV22X26	22"W x 26"H	\$117.52			





## Horizontal Elongated Octagon Gable Vent

part number **GVOH**

Part Number	Rough Opening Dimensions	Price
GVOH28X16	28"W X 16"H	\$108.67
GVOH28X18	28"W X 18"H	\$113.57
GVOH28X20	28"W X 20"H	\$118.47
GVOH28X22	28"W X 22"H	\$123.36
GVOH28X24	28"W X 24"H	\$128.27
GVOH28X26	28"W X 26"H	131.811
GVOH30X12	30"W X 12"H	\$104.04
GVOH30X14	30"W X 14"H	\$109.07
GVOH30X16	30"W X 16"H	\$114.12
GVOH30X18	30"W X 18"H	\$119.14
GVOH30X20	30"W X 20"H	\$124.18
GVOH30X22	30"W X 22"H	\$129.22
GVOH30X24	30"W X 24"H	\$134.25
GVOH30X26	30"W X 26"H	139.284
GVOH30X28	30"W X 28"H	144.319
GVOH36X12	36"W X 12"H	\$119.55
GVOH36X14	36"W X 14"H	\$125.00
GVOH36X16	36"W X 16"H	\$130.43
GVOH36X18	36"W X 18"H	\$135.87
GVOH36X20	36"W X 20"H	\$141.32
GVOH36X22	36"W X 22"H	\$146.75
GVOH36X24	36"W X 24"H	\$152.19
GVOH36X26	36"W X 26"H	157.6326
GVOH36X28	36"W X 28"H	163.081
GVOH36X30	36"W X 30"H	\$168.52
GVOH36X32	36"W X 32"H	173.946
GVOH36X34	36"W X 34"H	178.0482

Part Number	Rough Opening Dimensions	Price
GVOH14X12	14"W X 12"H	\$62.69
GVOH16X12	16"W X 12"H	\$67.85
GVOH16X14	16"W X 14"H	\$71.94
GVOH18X12	18"W x 12"H	\$73.02
GVOH18X14	18"W x 14"H	\$77.24
GVOH18X16	18"W x 16"H	\$81.47
GVOH20X12	20"W X 12"H	\$78.19
GVOH20X14	20"W X 14"H	\$62.69
GVOH20X16	20"W X 16"H	\$67.85
GVOH20X18	20"W X 18"H	\$91.27
GVOH22X12	22"W X 12"H	\$83.37
GVOH22X14	22"W X 14"H	\$87.86
GVOH22X16	22"W X 16"H	\$92.35
GVOH22X18	22"W X 18"H	\$96.84
GVOH22X20	22"W X 20"H	\$101.34
GVOH24X12	24"W X 12"H	\$88.53
GVOH24X14	24"W X 14"H	\$93.16
GVOH24X16	24"W X 16"H	\$97.79
GVOH24X18	24"W X 18"H	\$102.42
GVOH24X20	24"W X 20"H	\$107.05
GVOH24X22	24"W X 22"H	\$111.68
GVOH26X12	26"W X 12"H	\$93.70
GVOH26X14	26"W X 14"H	\$98.46
GVOH26X16	26"W X 16"H	\$103.23
GVOH26X18	26"W X 18"H	\$107.99
GVOH26X20	26"W X 20"H	\$112.76
GVOH26X22	26"W X 22"H	\$117.52
GVOH26X24	26"W X 24"H	\$122.28
GVOH28X12	28"W X 12"H	\$98.87
GVOH28X14	28"W X 14"H	\$103.77





## COMPONENTS OF PART NUMBER: **GVOH72X1501RDUPI**

\*Brick Mould Face Frame is +15% of the price \*Decorative function is -25% of the price

# GVOH72X15

# - 01 -

# R -

# D -

# U -

# PI

STYLE

SIZE

TRIM

FINISH

FUNCTION

PRIMING

WOOD SPECIES

00 = Brick Mould Face Frame  
01 = 1" x 4" Flat Trim Frame

R = Rough Sawn  
S = Smooth

F = Functional  
D = Decorative

U = Unfinished  
P = Primed

PI = Pine  
WR = Western Red Cedar



MAKE SURE TO CHOOSE A PITCH FOR THIS STYLE! WE MAKE THEM ALL!

part number

# GVVP

## Vertical Peaked Gable Vent

Part Number	Rough Opening Dimensions	Price
GVVP12X12	12"W x 12"H	\$80.22
GVVP12X14	12"W x 14"H	\$87.43
GVVP12X16	12"W x 16"H	\$94.64
GVVP12X18	12"W x 18"H	\$101.86
GVVP12X20	12"W x 20"H	\$109.07
GVVP12X22	12"W x 22"H	\$116.28
GVVP12X24	12"W x 24"H	\$123.49
GVVP12X26	12"W x 26"H	\$130.71
GVVP12X28	12"W x 28"H	\$137.92
GVVP12X30	12"W x 30"H	\$145.13
GVVP12X32	12"W x 32"H	\$152.33
GVVP12X34	12"W x 34"H	\$159.54
GVVP12X36	12"W x 36"H	\$166.75
GVVP16X12	16"W x 12"H	\$90.88
GVVP16X14	16"W x 14"H	\$98.46
GVVP16X16	16"W x 16"H	\$106.05
GVVP16X18	16"W x 18"H	\$113.64
GVVP16X20	16"W x 20"H	\$121.23
GVVP16X22	16"W x 22"H	\$128.81
GVVP16X24	16"W x 24"H	\$136.40
GVVP16X26	16"W x 26"H	\$143.99
GVVP16X28	16"W x 28"H	\$151.58
GVVP16X30	16"W x 30"H	\$159.17

Part Number	Rough Opening Dimensions	Price
GVVP16X32	16"W x 32"H	\$166.75
GVVP16X34	16"W x 34"H	\$176.13
GVVP16X36	16"W x 36"H	\$181.93
GVVP18X12	18"W x 12"H	\$96.20
GVVP18X14	18"W x 14"H	\$103.98
GVVP18X16	18"W x 16"H	\$117.10
GVVP18X18	18"W x 18"H	\$119.53
GVVP18X20	18"W x 20"H	\$127.32
GVVP18X22	18"W x 22"H	\$135.08
GVVP18X24	18"W x 24"H	\$142.87
GVVP18X26	18"W x 26"H	\$151.17
GVVP18X28	18"W x 28"H	\$158.42
GVVP18X30	18"W x 30"H	\$166.20
GVVP18X32	18"W x 32"H	\$173.97
GVVP18X34	18"W x 34"H	\$181.75
GVVP18X36	18"W x 36"H	\$189.52
GVVP20X12	20"W x 12"H	\$101.53
GVVP20X14	20"W x 14"H	\$109.50
GVVP20X16	20"W x 16"H	\$117.46
GVVP20X18	20"W x 18"H	\$125.42
GVVP20X20	20"W x 20"H	\$133.39
GVVP20X22	20"W x 22"H	\$141.35
GVVP20X24	20"W x 24"H	\$149.33
GVVP20X26	20"W x 26"H	\$157.29
GVVP20X28	20"W x 28"H	\$165.25
GVVP20X30	20"W x 30"H	\$173.22
GVVP20X32	20"W x 32"H	\$181.18
GVVP20X34	20"W x 34"H	\$189.14
GVVP20X36	20"W x 36"H	\$197.11
GVVP24X12	24"W x 12"H	\$112.18
GVVP24X14	24"W x 14"H	\$122.30
GVVP24X16	24"W x 16"H	\$128.87
GVVP24X18	24"W x 18"H	\$137.21
GVVP24X20	24"W x 20"H	\$145.54



# HORIZONTAL PITCH GABLE VENT

part number

# GVVP

## Vertical Peaked Gable Vent

MAKE SURE  
TO CHOOSE  
A PITCH FOR  
THIS STYLE!  
WE MAKE  
THEM ALL!



Part Number	Rough Opening Dimensions	Price
GVVP24X22	24"W x 22"H	\$153.90
GVVP24X24	24"W x 24"H	\$162.24
GVVP24X26	24"W x 26"H	\$170.57
GVVP24X28	24"W x 28"H	\$178.91
GVVP24X30	24"W x 30"H	\$192.62
GVVP24X32	24"W x 32"H	\$195.61
GVVP24X34	24"W x 34"H	\$203.94
GVVP24X36	24"W x 36"H	\$212.30
GVVP30X12	30"W x 12"H	\$124.64
GVVP30X14	30"W x 14"H	\$135.89
GVVP30X16	30"W x 16"H	\$143.19
GVVP30X18	30"W x 18"H	\$152.45
GVVP30X20	30"W x 20"H	\$161.72
GVVP30X22	30"W x 22"H	\$171.00
GVVP30X24	30"W x 24"H	\$180.26
GVVP30X26	30"W x 26"H	\$189.53
GVVP30X28	30"W x 28"H	\$198.79
GVVP30X30	30"W x 30"H	\$214.03
GVVP30X32	30"W x 32"H	\$217.34
GVVP30X34	30"W x 34"H	\$226.60
GVVP30X36	30"W x 36"H	\$235.89
GVVP36X12	36"W x 12"H	\$132.95
GVVP36X14	36"W x 14"H	\$144.95
GVVP36X16	36"W x 16"H	\$152.73
GVVP36X18	36"W x 18"H	\$162.61
GVVP36X20	36"W x 20"H	\$172.50
GVVP36X22	36"W x 22"H	\$182.40
GVVP36X24	36"W x 24"H	\$192.28
GVVP36X26	36"W x 26"H	\$202.16
GVVP36X28	36"W x 28"H	\$212.04
GVVP36X30	36"W x 30"H	\$228.30
GVVP36X32	36"W x 32"H	\$231.83
GVVP36X34	36"W x 34"H	\$241.71
GVVP36X36	36"W x 36"H	\$251.61

## Horizontal Peaked Gable Vent

Part Number	Rough Opening Dimensions	Price
GVHP12X12	12"W x 12"H	\$80.22
GVHP12X14	12"W x 14"H	\$87.43
GVHP12X16	12"W x 16"H	\$94.64
GVHP12X18	12"W x 18"H	\$101.86
GVHP12X20	12"W x 20"H	\$109.07
GVHP12X22	12"W x 22"H	\$116.28
GVHP12X24	12"W x 24"H	\$123.49
GVHP12X26	12"W x 26"H	\$130.71
GVHP12X28	12"W x 28"H	\$137.92
GVHP12X30	12"W x 30"H	\$145.13
GVHP12X32	12"W x 32"H	\$152.33
GVHP12X34	12"W x 34"H	\$159.54
GVHP12X36	12"W x 36"H	\$166.75
GVHP16X12	16"W x 12"H	\$90.88
GVHP16X14	16"W x 14"H	\$98.46
GVHP16X16	16"W x 16"H	\$106.05
GVHP16X18	16"W x 18"H	\$113.64
GVHP16X20	16"W x 20"H	\$121.23
GVHP16X22	16"W x 22"H	\$128.81
GVHP16X24	16"W x 24"H	\$136.40
GVHP16X26	16"W x 26"H	\$143.99
GVHP16X28	16"W x 28"H	\$151.58
GVHP16X30	16"W x 30"H	\$159.17
GVHP16X32	16"W x 32"H	\$166.75
GVHP16X34	16"W x 34"H	\$176.13
GVHP16X36	16"W x 36"H	\$181.93
GVHP18X12	18"W x 12"H	\$96.20
GVHP18X14	18"W x 14"H	\$103.98
GVHP18X16	18"W x 16"H	\$117.10
GVHP18X18	18"W x 18"H	\$119.53
GVHP18X20	18"W x 20"H	\$127.32



## COMPONENTS OF PART NUMBER: **GVVP72X1501RDUPI**

\*Brick Mould Face Frame is +15% of the price \*Decorative function is -25% of the price

<b>GVVP72X15</b>	<b>- 01</b>	<b>- R</b>	<b>- D</b>	<b>- U</b>	<b>- PI</b>
<u>STYLE</u>	<u>SIZE</u>	<u>TRIM</u>	<u>FINISH</u>	<u>FUNCTION</u>	<u>PRIMING</u>
		00 = Brick Mould Face Frame 01 = 1" x 4" Flat Trim Frame	R = Rough Sawn S = Smooth	F = Functional D = Decorative	U = Unfinished P = Primed
					<u>WOOD SPECIES</u> PI = Pine WR = Western Red Cedar

part number

# GVHP

Part Number	Rough Opening Dimensions	Price
GVHP18X22	18"W x 22"H	\$135.08
GVHP18X24	18"W x 24"H	\$142.87
GVHP18X26	18"W x 26"H	\$151.17
GVHP18X28	18"W x 28"H	\$158.42
GVHP18X30	18"W x 30"H	\$166.20
GVHP18X32	18"W x 32"H	\$173.97
GVHP18X34	18"W x 34"H	\$181.75
GVHP18X36	18"W x 36"H	\$189.52
GVHP20X12	20"W x 12"H	\$101.53
GVHP20X14	20"W x 14"H	\$109.50
GVHP20X16	20"W x 16"H	\$117.46
GVHP20X18	20"W x 18"H	\$125.42
GVHP20X20	20"W x 20"H	\$133.39
GVHP20X22	20"W x 22"H	\$141.35
GVHP20X24	20"W x 24"H	\$149.33
GVHP20X26	20"W x 26"H	\$157.29
GVHP20X28	20"W x 28"H	\$165.25
GVHP20X30	20"W x 30"H	\$173.22
GVHP20X32	20"W x 32"H	\$181.18
GVHP20X34	20"W x 34"H	\$189.14
GVHP20X36	20"W x 36"H	\$197.11
GVHP24X12	24"W x 12"H	\$112.18
GVHP24X14	24"W x 14"H	\$122.30
GVHP24X16	24"W x 16"H	\$128.87
GVHP24X18	24"W x 18"H	\$137.21
GVHP24X20	24"W x 20"H	\$145.54
GVHP24X22	24"W x 22"H	\$153.90
GVHP24X24	24"W x 24"H	\$162.24
GVHP24X26	24"W x 26"H	\$170.57
GVHP24X28	24"W x 28"H	\$178.91
GVHP24X30	24"W x 30"H	\$192.62
GVHP24X32	24"W x 32"H	\$195.61
GVHP24X34	24"W x 34"H	\$203.94

Part Number	Rough Opening Dimensions	Price
GVHP24X36	24"W x 36"H	\$212.30
GVHP30X12	30"W x 12"H	\$124.64
GVHP30X14	30"W x 14"H	\$135.89
GVHP30X16	30"W x 16"H	\$143.19
GVHP30X18	30"W x 18"H	\$152.45
GVHP30X20	30"W x 20"H	\$161.72
GVHP30X22	30"W x 22"H	\$171.00
GVHP30X24	30"W x 24"H	\$180.26
GVHP30X26	30"W x 26"H	\$189.53
GVHP30X28	30"W x 28"H	\$198.79
GVHP30X30	30"W x 30"H	\$214.03
GVHP30X32	30"W x 32"H	\$217.34
GVHP30X34	30"W x 34"H	\$226.60
GVHP30X36	30"W x 36"H	\$235.89
GVHP36X12	36"W x 12"H	\$132.95
GVHP36X14	36"W x 14"H	\$144.95
GVHP36X16	36"W x 16"H	\$152.73
GVHP36X18	36"W x 18"H	\$162.61
GVHP36X20	36"W x 20"H	\$172.50
GVHP36X22	36"W x 22"H	\$182.40
GVHP36X24	36"W x 24"H	\$192.28
GVHP36X26	36"W x 26"H	\$202.16
GVHP36X28	36"W x 28"H	\$212.04
GVHP36X30	36"W x 30"H	\$228.30
GVHP36X32	36"W x 32"H	\$231.83
GVHP36X34	36"W x 34"H	\$241.71
GVHP36X36	36"W x 36"H	\$251.61







## Vertical Round Ended Gable Vent

part number **GVVR**

Part Number	Rough Opening Dimensions	Price
GVVR12X14	12"W x 14"H	\$87.43
GVVR12X16	12"W x 16"H	\$94.64
GVVR12X18	12"W x 18"H	\$101.86
GVVR12X20	12"W x 20"H	\$109.07
GVVR12X22	12"W x 22"H	\$116.28
GVVR12X24	12"W x 24"H	\$123.49
GVVR12X26	12"W x 26"H	\$130.71
GVVR12X28	12"W x 28"H	\$137.92
GVVR12X30	12"W x 30"H	\$145.13
GVVR12X32	12"W x 32"H	\$152.33
GVVR12X34	12"W x 34"H	\$159.54
GVVR12X36	12"W x 36"H	\$166.75
GVVR14X16	14"W x 16"H	\$99.37
GVVR14X18	14"W x 18"H	\$106.95
GVVR14X20	14"W x 20"H	\$114.52
GVVR14X22	14"W x 22"H	\$122.10
GVVR14X24	14"W x 24"H	\$129.67
GVVR14X26	14"W x 26"H	\$137.24
GVVR14X28	14"W x 28"H	\$144.82
GVVR14X30	14"W x 30"H	\$152.39
GVVR14X32	14"W x 32"H	\$159.94
GVVR14X34	14"W x 34"H	\$167.52
GVVR14X36	14"W x 36"H	\$175.09
GVVR16X18	16"W x 18"H	\$113.64
GVVR16X20	16"W x 20"H	\$121.23
GVVR16X22	16"W x 22"H	\$128.81

Part Number	Rough Opening Dimensions	Price
GVVR16X24	16"W x 24"H	\$136.40
GVVR16X26	16"W x 26"H	\$143.99
GVVR16X28	16"W x 28"H	\$151.58
GVVR16X30	16"W x 30"H	\$159.17
GVVR16X32	16"W x 32"H	\$166.75
GVVR16X34	16"W x 34"H	\$176.13
GVVR16X36	16"W x 36"H	\$181.93
GVVR18X20	18"W x 20"H	\$127.32
GVVR18X22	18"W x 22"H	\$135.08
GVVR18X24	18"W x 24"H	\$142.87
GVVR18X26	18"W x 26"H	\$151.17
GVVR18X28	18"W x 28"H	\$158.42
GVVR18X30	18"W x 30"H	\$166.20
GVVR18X32	18"W x 32"H	\$173.97
GVVR18X34	18"W x 34"H	\$181.75
GVVR18X36	18"W x 36"H	\$189.52
GVVR20X22	20"W x 22"H	\$141.35
GVVR20X24	20"W x 24"H	\$149.33
GVVR20X26	20"W x 26"H	\$157.29
GVVR20X28	20"W x 28"H	\$165.25
GVVR20X30	20"W x 30"H	\$173.22
GVVR20X32	20"W x 32"H	\$181.18
GVVR20X34	20"W x 34"H	\$189.14
GVVR20X36	20"W x 36"H	\$197.11
GVVR22X24	22"W x 24"H	\$156.80
GVVR22X26	22"W x 26"H	\$165.16
GVVR22X28	22"W x 28"H	\$173.52
GVVR22X30	22"W x 30"H	\$181.88
GVVR22X32	22"W x 32"H	\$190.24
GVVR22X34	22"W x 34"H	\$198.60
GVVR22X36	22"W x 36"H	\$206.96
GVVR24X26	24"W x 26"H	\$170.57
GVVR24X28	24"W x 28"H	\$178.91
GVVR24X30	24"W x 30"H	\$192.62
GVVR24X32	24"W x 32"H	\$195.61
GVVR24X34	24"W x 34"H	\$203.94
GVVR24X36	24"W x 36"H	\$212.30
GVVR30X32	30"W x 32"H	\$217.34
GVVR30X34	30"W x 34"H	\$226.60
GVVR30X36	30"W x 36"H	\$235.89



# HORIZONTAL ROUND ENDED GABLE VENT

## COMPONENTS OF PART NUMBER: **GVVR72X1501RDUPI**

\*Brick Mould Face Frame is +15% of the price \*Decorative function is -25% of the price

**GVVR72X15 - 01 - R - D - U - PI**

STYLE      SIZE      TRIM      FINISH      FUNCTION      PRIMING      WOOD SPECIES

00 = Brick Mould Face Frame      R = Rough Sawn      F = Functional      U = Unfinished      PI = Pine  
 01 = 1" x 4" Flat Trim Frame      S = Smooth      D = Decorative      P = Primed      WR = Western Red Cedar



## Horizontal Round Ended Gable Vent

# part number **GVRE**

Part Number	Rough Opening Dimensions	Price
GVRE14X12	14"W X 12"H	\$80.22
GVRE16X12	16"W X 12"H	\$90.88
GVRE16X14	16"W X 14"H	\$98.46
GVRE18X12	18"W x 12"H	\$96.20
GVRE18X14	18"W x 14"H	\$103.98
GVRE18X16	18"W x 16"H	\$117.10
GVRE20X12	20"W X 12"H	\$101.53
GVRE20X14	20"W X 14"H	\$109.50
GVRE20X16	20"W X 16"H	\$117.46
GVRE20X18	20"W X 18"H	\$125.42
GVRE22X12	22"W X 12"H	\$106.52
GVRE22X14	22"W X 14"H	\$114.12
GVRE22X16	22"W X 16"H	\$122.32
GVRE22X18	22"W X 18"H	\$130.40
GVRE22X20	22"W X 20"H	\$132.54
GVRE24X12	24"W X 12"H	\$112.18
GVRE24X14	24"W X 14"H	\$122.30
GVRE24X16	24"W X 16"H	\$128.87
GVRE24X18	24"W X 18"H	\$137.21
GVRE24X20	24"W X 20"H	\$145.54
GVRE24X22	24"W X 22"H	\$153.90
GVRE26X12	26"W X 12"H	\$116.21
GVRE26X14	26"W X 14"H	\$127.12
GVRE26X16	26"W X 16"H	\$134.32

Part Number	Rough Opening Dimensions	Price
GVRE26X18	26"W X 18"H	\$144.65
GVRE26X20	26"W X 20"H	\$152.51
GVRE26X22	26"W X 22"H	\$159.56
GVRE26X24	26"W X 24"H	\$164.15
GVRE28X12	28"W X 12"H	\$120.56
GVRE28X14	28"W X 14"H	\$130.45
GVRE28X16	28"W X 16"H	\$139.84
GVRE28X18	28"W X 18"H	\$147.12
GVRE28X20	28"W X 20"H	\$156.14
GVRE28X22	28"W X 22"H	\$161.54
GVRE28X24	28"W X 24"H	\$171.54
GVRE28X26	28"W X 26"H	\$180.68
GVRE30X12	30"W X 12"H	\$124.64
GVRE30X14	30"W X 14"H	\$135.89
GVRE30X16	30"W X 16"H	\$143.19
GVRE30X18	30"W X 18"H	\$152.45
GVRE30X20	30"W X 20"H	\$161.72
GVRE30X22	30"W X 22"H	\$171.00
GVRE30X24	30"W X 24"H	\$180.26
GVRE30X26	30"W X 26"H	\$189.53
GVRE30X28	30"W X 28"H	\$198.79
GVRE36X12	36"W X 12"H	\$132.95
GVRE36X14	36"W X 14"H	\$144.95
GVRE36X16	36"W X 16"H	\$152.73
GVRE36X18	36"W X 18"H	\$162.61
GVRE36X20	36"W X 20"H	\$172.50
GVRE36X22	36"W X 22"H	\$182.40
GVRE36X24	36"W X 24"H	\$192.28
GVRE36X26	36"W X 26"H	\$202.16
GVRE36X28	36"W X 28"H	\$212.04
GVRE36X30	36"W X 30"H	\$228.30
GVRE36X32	36"W X 32"H	\$231.83
GVRE36X34	36"W X 34"H	\$241.71





## Quarter Round Top Left Gable Vent

part number **GVQL**

Part Number	Rough Opening Dimensions	Price
GVQL06X12	6"W X 12"H	\$60.66
GVQL06X14	6"W X 14"H	\$66.11
GVQL06X16	6"W X 16"H	\$71.56
GVQL06X18	6"W X 18"H	\$77.02
GVQL06X20	6"W X 20"H	\$82.47
GVQL06X22	6"W X 22"H	\$87.93
GVQL06X24	6"W X 24"H	\$93.38
GVQL06X26	6"W X 26"H	\$98.83
GVQL06X28	6"W X 28"H	\$104.29
GVQL06X30	6"W X 30"H	\$109.74
GVQL06X32	6"W X 32"H	\$115.18
GVQL06X34	6"W X 34"H	\$120.64
GVQL06X36	6"W X 36"H	\$126.09
GVQL08X12	8"W X 12"H	\$68.72
GVQL08X14	8"W X 14"H	\$74.45
GVQL08X16	8"W X 16"H	\$80.19
GVQL08X18	8"W X 18"H	\$85.93
GVQL08X20	8"W X 20"H	\$91.67
GVQL08X22	8"W X 22"H	\$97.40
GVQL08X24	8"W X 24"H	\$103.14
GVQL08X26	8"W X 26"H	\$108.88
GVQL08X28	8"W X 28"H	\$114.62
GVQL08X30	8"W X 30"H	\$120.35
GVQL08X32	8"W X 32"H	\$126.09
GVQL08X34	8"W X 34"H	\$133.18
GVQL08X36	8"W X 36"H	\$137.57
GVQL09X12	9"W X 12"H	\$72.74

Part Number	Rough Opening Dimensions	Price
GVQL09X14	9"W X 14"H	\$78.62
GVQL09X16	9"W X 16"H	\$88.55
GVQL09X18	9"W X 18"H	\$90.38
GVQL09X20	9"W X 20"H	\$96.27
GVQL09X22	9"W X 22"H	\$102.14
GVQL09X24	9"W X 24"H	\$108.03
GVQL09X26	9"W X 26"H	\$114.30
GVQL09X28	9"W X 28"H	\$119.79
GVQL09X30	9"W X 30"H	\$125.67
GVQL09X32	9"W X 32"H	\$131.54
GVQL09X34	9"W X 34"H	\$137.43
GVQL09X36	9"W X 36"H	\$143.30
GVQL10X12	10"W X 12"H	\$76.77
GVQL10X14	10"W X 14"H	\$82.80
GVQL10X16	10"W X 16"H	\$88.82
GVQL10X18	10"W X 18"H	\$94.84
GVQL10X20	10"W X 20"H	\$100.86
GVQL10X22	10"W X 22 "H	\$106.88
GVQL10X24	10"W X 24"H	\$112.91
GVQL10X26	10"W X 26"H	\$118.94
GVQL10X28	10"W X 28"H	\$124.96
GVQL10X30	10"W X 30"H	\$130.98
GVQL10X32	10"W X 32"H	\$137.00
GVQL10X34	10"W X 34"H	\$143.02
GVQL10X36	10"W X 36"H	\$149.04
GVQL12X12	12"W x 12"H	\$84.82
GVQL12X14	12"W x 14"H	\$92.48
GVQL12X16	12"W x 16"H	\$97.44
GVQL12X18	12"W x 18"H	\$103.75
GVQL12X20	12"W x 20"H	\$110.05
GVQL12X22	12"W x 22"H	\$116.37
GVQL12X24	12"W x 24"H	\$122.67
GVQL12X26	12"W x 26"H	\$128.98
GVQL12X28	12"W x 28"H	\$135.28
GVQL12X30	12"W x 30"H	\$145.65
GVQL12X32	12"W x 32"H	\$147.91
GVQL12X34	12"W x 34"H	\$154.21
GVQL12X36	12"W x 36"H	\$160.53
GVQL15X12	15"W X 12"H	\$94.25
GVQL15X14	15"W X 14"H	\$102.75



# QUARTER ROUND TOP RIGHT GABLE VENT

COMPONENTS OF PART NUMBER: **GVQL72X1501RDUPI**

\*Brick Mould Face Frame is +15% of the price \*Decorative function is -25% of the price

**GVQL72X15** - **01** - **R** - **D** - **U** - **PI**

STYLE      SIZE      TRIM      FINISH      FUNCTION      PRIMING      WOOD SPECIES

00 = Brick Mould Face Frame    R = Rough Sawn    F = Functional    U = Unfinished    PI = Pine  
 01 = 1" x 4" Flat Trim Frame    S = Smooth        D = Decorative    P = Primed        WR = Western Red Cedar

Part Number	Rough Opening Dimensions	Price
GVQL15X16	15"W X 16"H	\$108.27
GVQL15X18	15"W X 18"H	\$115.28
GVQL15X20	15"W X 20"H	\$122.28
GVQL15X22	15"W X 22"H	\$129.30
GVQL15X24	15"W X 24"H	\$136.31
GVQL15X26	15"W X 26"H	\$143.31
GVQL15X28	15"W X 28"H	\$150.32
GVQL15X30	15"W X 30"H	\$161.84
GVQL15X32	15"W X 32"H	\$164.34
GVQL15X34	15"W X 34"H	\$171.35
GVQL15X36	15"W X 36"H	\$178.37
GVQL18X12	18"W x 12"H	\$100.53
GVQL18X14	18"W x 14"H	\$109.60
GVQL18X16	18"W x 16"H	\$115.49
GVQL18X18	18"W x 18"H	\$122.96
GVQL18X20	18"W x 20"H	\$130.43
GVQL18X22	18"W x 22"H	\$137.92
GVQL18X24	18"W x 24"H	\$145.39
GVQL18X26	18"W x 26"H	\$152.86
GVQL18X28	18"W x 28"H	\$160.34
GVQL18X30	18"W x 30"H	\$172.62
GVQL18X32	18"W x 32"H	\$175.30
GVQL18X34	18"W x 34"H	\$182.77
GVQL18X36	18"W x 36"H	\$190.26

part number

# GVQR



## Quarter Round Top Right Gable Vent

Part Number	Rough Opening Dimensions	Price
GVQR06X12	6"W X 12"H	\$60.66
GVQR06X14	6"W X 14"H	\$66.11
GVQR06X16	6"W X 16"H	\$71.56
GVQR06X18	6"W X 18"H	\$77.02
GVQR06X20	6"W X 20"H	\$82.47
GVQR06X22	6"W X 22"H	\$87.93
GVQR06X24	6"W X 24"H	\$93.38
GVQR06X26	6"W X 26"H	\$98.83
GVQR06X28	6"W X 28"H	\$104.29
GVQR06X30	6"W X 30"H	\$109.74
GVQR06X32	6"W X 32"H	\$115.18
GVQR06X34	6"W X 34"H	\$120.64
GVQR06X36	6"W X 36"H	\$126.09
GVQR08X12	8"W X 12"H	\$68.72
GVQR08X14	8"W X 14"H	\$74.45





part number **GVQR**

**Quarter Round Top  
Right Gable Vent**

Part Number	Rough Opening Dimensions	Price
GVQR08X16	8"W X 16"H	\$80.19
GVQR08X18	8"W X 18"H	\$85.93
GVQR08X20	8"W X 20"H	\$91.67
GVQR08X22	8"W X 22"H	\$97.40
GVQR08X24	8"W X 24"H	\$103.14
GVQR08X26	8"W X 26"H	\$108.88
GVQR08X28	8"W X 28"H	\$114.62
GVQR08X30	8"W X 30"H	\$120.35
GVQR08X32	8"W X 32"H	\$126.09
GVQR08X34	8"W X 34"H	\$133.18
GVQR08X36	8"W X 36"H	\$137.57
GVQR09X12	9"W X 12"H	\$72.74
GVQR09X14	9"W X 14"H	\$78.62
GVQR09X16	9"W X 16"H	\$88.55
GVQR09X18	9"W X 18"H	\$90.38
GVQR09X20	9"W X 20"H	\$96.27
GVQR09X22	9"W X 22"H	\$102.14
GVQR09X24	9"W X 24"H	\$108.03
GVQR09X26	9"W X 26"H	\$114.30
GVQR09X28	9"W X 28"H	\$119.79
GVQR09X30	9"W X 30"H	\$125.67
GVQR09X32	9"W X 32"H	\$131.54
GVQR09X34	9"W X 34"H	\$137.43
GVQR09X36	9"W X 36"H	\$143.30
GVQR10X12	10"W X 12"H	\$76.77
GVQR10X14	10"W X 14"H	\$82.80
GVQR10X16	10"W X 16"H	\$88.82
GVQR10X18	10"W X 18"H	\$94.84
GVQR10X20	10"W X 20"H	\$100.86
GVQR10X22	10"W X 22 "H	\$106.88
GVQR10X24	10"W X 24"H	\$112.91
GVQR10X26	10"W X 26"H	\$118.94
GVQR10X28	10"W X 28"H	\$124.96
GVQR10X30	10"W X 30"H	\$130.98
GVQR10X32	10"W X 32"H	\$137.00
GVQR10X34	10"W X 34"H	\$143.02

Part Number	Rough Opening Dimensions	Price
GVQR10X36	10"W X 36"H	\$149.04
GVQR12X12	12"W x 12"H	\$84.82
GVQR12X14	12"W x 14"H	\$92.48
GVQR12X16	12"W x 16"H	\$97.44
GVQR12X18	12"W x 18"H	\$103.75
GVQR12X20	12"W x 20"H	\$110.05
GVQR12X22	12"W x 22"H	\$116.37
GVQR12X24	12"W x 24"H	\$122.67
GVQR12X26	12"W x 26"H	\$128.98
GVQR12X28	12"W x 28"H	\$135.28
GVQR12X30	12"W x 30"H	\$145.65
GVQR12X32	12"W x 32"H	\$147.91
GVQR12X34	12"W x 34"H	\$154.21
GVQR12X36	12"W x 36"H	\$160.53
GVQR15X12	15"W X 12"H	\$94.25
GVQR15X14	15"W X 14"H	\$102.75
GVQR15X16	15"W X 16"H	\$108.27
GVQR15X18	15"W X 18"H	\$115.28
GVQR15X20	15"W X 20"H	\$122.28
GVQR15X22	15"W X 22"H	\$129.30
GVQR15X24	15"W X 24"H	\$136.31
GVQR15X26	15"W X 26"H	\$143.31
GVQR15X28	15"W X 28"H	\$150.32
GVQR15X30	15"W X 30"H	\$161.84
GVQR15X32	15"W X 32"H	\$164.34
GVQR15X34	15"W X 34"H	\$171.35
GVQR15X36	15"W X 36"H	\$178.37
GVQR18X12	18"W x 12"H	\$100.53
GVQR18X14	18"W x 14"H	\$109.60
GVQR18X16	18"W x 16"H	\$115.49
GVQR18X18	18"W x 18"H	\$122.96
GVQR18X20	18"W x 20"H	\$130.43
GVQR18X22	18"W x 22"H	\$137.92
GVQR18X24	18"W x 24"H	\$145.39
GVQR18X26	18"W x 26"H	\$152.86
GVQR18X28	18"W x 28"H	\$160.34
GVQR18X30	18"W x 30"H	\$172.62
GVQR18X32	18"W x 32"H	\$175.30
GVQR18X34	18"W x 34"H	\$182.77
GVQR18X36	18"W x 36"H	\$190.26



# HALF OCTAGON TOP LEFT GABLE VENT

## COMPONENTS OF PART NUMBER: **GVOL72X1501RDUPI**

\*Brick Mould Face Frame is +15% of the price \*Decorative function is -25% of the price

**GVOL72X15 - 01 - R - D - U - PI**

STYLE      SIZE      TRIM      FINISH      FUNCTION      PRIMING      WOOD SPECIES

00 = Brick Mould Face Frame    R = Rough Sawn    F = Functional    U = Unfinished    PI = Pine  
 01 = 1" x 4" Flat Trim Frame    S = Smooth        D = Decorative    P = Primed        WR = Western Red Cedar



### Half Octagon Top Left Gable Vent

## part number **GVOL**

Part Number	Rough Opening Dimensions	Price
GVOL12X12	12"W x 12"H	\$69.75
GVOL12X14	12"W x 14"H	\$76.03
GVOL12X16	12"W x 16"H	\$82.30
GVOL12X18	12"W x 18"H	\$88.57
GVOL12X20	12"W x 20"H	\$94.84
GVOL12X22	12"W x 22"H	\$101.11
GVOL12X24	12"W x 24"H	\$107.39
GVOL12X26	12"W x 26"H	\$113.66
GVOL12X28	12"W x 28"H	\$119.93
GVOL12X30	12"W x 30"H	\$126.20
GVOL12X32	12"W x 32"H	\$132.46
GVOL12X34	12"W x 34"H	\$138.73
GVOL12X36	12"W x 36"H	\$145.00
GVOL16X12	16"W x 12"H	\$79.02
GVOL16X14	16"W x 14"H	\$85.62
GVOL16X16	16"W x 16"H	\$92.22
GVOL16X18	16"W x 18"H	\$98.82
GVOL16X20	16"W x 20"H	\$105.41
GVOL16X22	16"W x 22"H	\$112.01
GVOL16X24	16"W x 24"H	\$118.61
GVOL16X26	16"W x 26"H	\$125.21

Part Number	Rough Opening Dimensions	Price
GVOL16X28	16"W x 28"H	\$131.81
GVOL16X30	16"W x 30"H	\$138.41
GVOL16X32	16"W x 32"H	\$145.00
GVOL16X34	16"W x 34"H	\$153.15
GVOL16X36	16"W x 36"H	\$158.20
GVOL18X12	18"W x 12"H	\$83.65
GVOL18X14	18"W x 14"H	\$90.42
GVOL18X16	18"W x 16"H	\$101.83
GVOL18X18	18"W x 18"H	\$103.94
GVOL18X20	18"W x 20"H	\$110.71
GVOL18X22	18"W x 22"H	\$117.46
GVOL18X24	18"W x 24"H	\$124.23
GVOL18X26	18"W x 26"H	\$131.45
GVOL18X28	18"W x 28"H	\$137.75
GVOL18X30	18"W x 30"H	\$144.52
GVOL18X32	18"W x 32"H	\$151.28
GVOL18X34	18"W x 34"H	\$158.04
GVOL18X36	18"W x 36"H	\$164.80
GVOL20X12	20"W x 12"H	\$88.29
GVOL20X14	20"W x 14"H	\$95.21
GVOL20X16	20"W x 16"H	\$102.14
GVOL20X18	20"W x 18"H	\$109.06
GVOL20X20	20"W x 20"H	\$115.99
GVOL20X22	20"W x 22"H	\$122.91
GVOL20X24	20"W x 24"H	\$129.85
GVOL20X26	20"W x 26"H	\$136.78
GVOL20X28	20"W x 28"H	\$143.70
GVOL20X30	20"W x 30"H	\$150.62
GVOL20X32	20"W x 32"H	\$157.55
GVOL20X34	20"W x 34"H	\$164.47
GVOL20X36	20"W x 36"H	\$171.40
GVOL24X12	24"W x 12"H	\$97.54
GVOL24X14	24"W x 14"H	\$106.35
GVOL24X16	24"W x 16"H	\$112.06



part number **GVOL**

## Half Octagon Top Left Gable Vent

Part Number	Rough Opening Dimensions	Price
GVOL24X18	24"W x 18"H	\$119.31
GVOL24X20	24"W x 20"H	\$126.56
GVOL24X22	24"W x 22"H	\$133.83
GVOL24X24	24"W x 24"H	\$141.08
GVOL24X26	24"W x 26"H	\$148.33
GVOL24X28	24"W x 28"H	\$155.58
GVOL24X30	24"W x 30"H	\$167.50
GVOL24X32	24"W x 32"H	\$170.09
GVOL24X34	24"W x 34"H	\$177.34
GVOL24X36	24"W x 36"H	\$184.61
GVOL30X12	30"W x 12"H	\$108.38
GVOL30X14	30"W x 14"H	\$118.16
GVOL30X16	30"W x 16"H	\$124.51
GVOL30X18	30"W x 18"H	\$132.57
GVOL30X20	30"W x 20"H	\$140.62
GVOL30X22	30"W x 22"H	\$148.70
GVOL30X24	30"W x 24"H	\$156.75
GVOL30X26	30"W x 26"H	\$164.81
GVOL30X28	30"W x 28"H	\$172.86
GVOL30X30	30"W x 30"H	\$186.11
GVOL30X32	30"W x 32"H	\$188.99
GVOL30X34	30"W x 34"H	\$197.05
GVOL30X36	30"W x 36"H	\$205.12
GVOL36X12	36"W x 12"H	\$115.61
GVOL36X14	36"W x 14"H	\$126.04
GVOL36X16	36"W x 16"H	\$132.81
GVOL36X18	36"W x 18"H	\$141.40
GVOL36X20	36"W x 20"H	\$150.00
GVOL36X22	36"W x 22"H	\$158.61
GVOL36X24	36"W x 24"H	\$167.20
GVOL36X26	36"W x 26"H	\$175.79
GVOL36X28	36"W x 28"H	\$184.39
GVOL36X30	36"W x 30"H	\$198.52
GVOL36X32	36"W x 32"H	\$201.59
GVOL36X34	36"W x 34"H	\$210.18
GVOL36X36	36"W x 36"H	\$218.79



## Half Octagon Top Right Gable Vent

Part Number	Rough Opening Dimensions	Price
GVOR12X12	12"W x 12"H	\$69.75
GVOR12X14	12"W x 14"H	\$76.03
GVOR12X16	12"W x 16"H	\$82.30
GVOR12X18	12"W x 18"H	\$88.57
GVOR12X20	12"W x 20"H	\$94.84
GVOR12X22	12"W x 22"H	\$101.11
GVOR12X24	12"W x 24"H	\$107.39
GVOR12X26	12"W x 26"H	\$113.66
GVOR12X28	12"W x 28"H	\$119.93
GVOR12X30	12"W x 30"H	\$126.20
GVOR12X32	12"W x 32"H	\$132.46
GVOR12X34	12"W x 34"H	\$138.73
GVOR12X36	12"W x 36"H	\$145.00
GVOR16X12	16"W x 12"H	\$79.02
GVOR16X14	16"W x 14"H	\$85.62
GVOR16X16	16"W x 16"H	\$92.22
GVOR16X18	16"W x 18"H	\$98.82
GVOR16X20	16"W x 20"H	\$105.41
GVOR16X22	16"W x 22"H	\$112.01
GVOR16X24	16"W x 24"H	\$118.61
GVOR16X26	16"W x 26"H	\$125.21
GVOR16X28	16"W x 28"H	\$131.81
GVOR16X30	16"W x 30"H	\$138.41
GVOR16X32	16"W x 32"H	\$145.00
GVOR16X34	16"W x 34"H	\$153.15
GVOR16X36	16"W x 36"H	\$158.20
GVOR18X12	18"W x 12"H	\$83.65



# HALF OCTAGON TOP RIGHT GABLE VENT

## COMPONENTS OF PART NUMBER: **GVQL72X1501RDUPI**

\*Brick Mould Face Frame is +15% of the price \*Decorative function is -25% of the price

**GVOL72X15 - 01 - R - D - U - PI**

STYLE      SIZE      TRIM      FINISH      FUNCTION      PRIMING      WOOD SPECIES

00 = Brick Mould Face Frame    R = Rough Sawn    F = Functional    U = Unfinished    PI = Pine  
 01 = 1" x 4" Flat Trim Frame    S = Smooth    D = Decorative    P = Primed    WR = Western Red Cedar

# part number **GVOR**

Part Number	Rough Opening Dimensions	Price
GVOR18X14	18"W x 14"H	\$90.42
GVOR18X16	18"W x 16"H	\$101.83
GVOR18X18	18"W x 18"H	\$103.94
GVOR18X20	18"W x 20"H	\$110.71
GVOR18X22	18"W x 22"H	\$117.46
GVOR18X24	18"W x 24"H	\$124.23
GVOR18X26	18"W x 26"H	\$131.45
GVOR18X28	18"W x 28"H	\$137.75
GVOR18X30	18"W x 30"H	\$144.52
GVOR18X32	18"W x 32"H	\$151.28
GVOR18X34	18"W x 34"H	\$158.04
GVOR18X36	18"W x 36"H	\$164.80
GVOR20X12	20"W x 12"H	\$88.29
GVOR20X14	20"W x 14"H	\$95.21
GVOR20X16	20"W x 16"H	\$102.14
GVOR20X18	20"W x 18"H	\$109.06
GVOR20X20	20"W x 20"H	\$115.99
GVOR20X22	20"W x 22"H	\$122.91
GVOR20X24	20"W x 24"H	\$129.85
GVOR20X26	20"W x 26"H	\$136.78
GVOR20X28	20"W x 28"H	\$143.70
GVOR20X30	20"W x 30"H	\$150.62
GVOR20X32	20"W x 32"H	\$157.55
GVOR20X34	20"W x 34"H	\$164.47
GVOR20X36	20"W x 36"H	\$171.40
GVOR24X12	24"W x 12"H	\$97.54
GVOR24X14	24"W x 14"H	\$106.35
GVOR24X16	24"W x 16"H	\$112.06
GVOR24X18	24"W x 18"H	\$119.31
GVOR24X20	24"W x 20"H	\$126.56
GVOR24X22	24"W x 22"H	\$133.83
GVOR24X24	24"W x 24"H	\$141.08
GVOR24X26	24"W x 26"H	\$148.33
GVOR24X28	24"W x 28"H	\$155.58

Part Number	Rough Opening Dimensions	Price
GVOR24X30	24"W x 30"H	\$167.50
GVOR24X32	24"W x 32"H	\$170.09
GVOR24X34	24"W x 34"H	\$177.34
GVOR24X36	24"W x 36"H	\$184.61
GVOR30X12	30"W x 12"H	\$108.38
GVOR30X14	30"W x 14"H	\$118.16
GVOR30X16	30"W x 16"H	\$124.51
GVOR30X18	30"W x 18"H	\$132.57
GVOR30X20	30"W x 20"H	\$140.62
GVOR30X22	30"W x 22"H	\$148.70
GVOR30X24	30"W x 24"H	\$156.75
GVOR30X26	30"W x 26"H	\$164.81
GVOR30X28	30"W x 28"H	\$172.86
GVOR30X30	30"W x 30"H	\$186.11
GVOR30X32	30"W x 32"H	\$188.99
GVOR30X34	30"W x 34"H	\$197.05
GVOR30X36	30"W x 36"H	\$205.12
GVOR36X12	36"W x 12"H	\$115.61
GVOR36X14	36"W x 14"H	\$126.04
GVOR36X16	36"W x 16"H	\$132.81
GVOR36X18	36"W x 18"H	\$141.40
GVOR36X20	36"W x 20"H	\$150.00
GVOR36X22	36"W x 22"H	\$158.61
GVOR36X24	36"W x 24"H	\$167.20
GVOR36X26	36"W x 26"H	\$175.79
GVOR36X28	36"W x 28"H	\$184.39
GVOR36X30	36"W x 30"H	\$198.52
GVOR36X32	36"W x 32"H	\$201.59
GVOR36X34	36"W x 34"H	\$210.18
GVOR36X36	36"W x 36"H	\$218.79





# HALF PEAKED TOP LEFT GABLE VENT



MAKE SURE TO CHOOSE A PITCH FOR THIS STYLE! WE MAKE THEM ALL!

## Half Peaked Top Left Gable Vent

# part number **GVPL**

Part Number	Rough Opening Dimensions	Price
GVPL12X12	12"W x 12"H	\$69.75
GVPL12X14	12"W x 14"H	\$76.03
GVPL12X16	12"W x 16"H	\$82.30
GVPL12X18	12"W x 18"H	\$88.57
GVPL12X20	12"W x 20"H	\$94.84
GVPL12X22	12"W x 22"H	\$101.11
GVPL12X24	12"W x 24"H	\$107.39
GVPL12X26	12"W x 26"H	\$113.66
GVPL12X28	12"W x 28"H	\$119.93
GVPL12X30	12"W x 30"H	\$126.20
GVPL12X32	12"W x 32"H	\$132.46
GVPL12X34	12"W x 34"H	\$138.73
GVPL12X36	12"W x 36"H	\$145.00
GVPL16X12	16"W x 12"H	\$79.02
GVPL16X14	16"W x 14"H	\$85.62
GVPL16X16	16"W x 16"H	\$92.22
GVPL16X18	16"W x 18"H	\$98.82
GVPL16X20	16"W x 20"H	\$105.41
GVPL16X22	16"W x 22"H	\$112.01
GVPL16X24	16"W x 24"H	\$118.61
GVPL16X26	16"W x 26"H	\$125.21
GVPL16X28	16"W x 28"H	\$131.81
GVPL16X30	16"W x 30"H	\$138.41
GVPL16X32	16"W x 32"H	\$145.00
GVPL16X34	16"W x 34"H	\$153.15
GVPL16X36	16"W x 36"H	\$158.20
GVPL18X12	18"W x 12"H	\$83.65
GVPL18X14	18"W x 14"H	\$90.42

Part Number	Rough Opening Dimensions	Price
GVPL18X16	18"W x 16"H	\$101.83
GVPL18X18	18"W x 18"H	\$103.94
GVPL18X20	18"W x 20"H	\$110.71
GVPL18X22	18"W x 22"H	\$117.46
GVPL18X24	18"W x 24"H	\$124.23
GVPL18X26	18"W x 26"H	\$131.45
GVPL18X28	18"W x 28"H	\$137.75
GVPL18X30	18"W x 30"H	\$144.52
GVPL18X32	18"W x 32"H	\$151.28
GVPL18X34	18"W x 34"H	\$158.04
GVPL18X36	18"W x 36"H	\$164.80
GVPL20X12	20"W x 12"H	\$88.29
GVPL20X14	20"W x 14"H	\$95.21
GVPL20X16	20"W x 16"H	\$102.14
GVPL20X18	20"W x 18"H	\$109.06
GVPL20X20	20"W x 20"H	\$115.99
GVPL20X22	20"W x 22"H	\$122.91
GVPL20X24	20"W x 24"H	\$129.85
GVPL20X26	20"W x 26"H	\$136.78
GVPL20X28	20"W x 28"H	\$143.70
GVPL20X30	20"W x 30"H	\$150.62
GVPL20X32	20"W x 32"H	\$157.55
GVPL20X34	20"W x 34"H	\$164.47
GVPL20X36	20"W x 36"H	\$171.40
GVPL24X12	24"W x 12"H	\$97.54
GVPL24X14	24"W x 14"H	\$106.35
GVPL24X16	24"W x 16"H	\$112.06
GVPL24X18	24"W x 18"H	\$119.31
GVPL24X20	24"W x 20"H	\$126.56
GVPL24X22	24"W x 22"H	\$133.83
GVPL24X24	24"W x 24"H	\$141.08
GVPL24X26	24"W x 26"H	\$148.33
GVPL24X28	24"W x 28"H	\$155.58
GVPL24X30	24"W x 30"H	\$167.50
GVPL24X32	24"W x 32"H	\$170.09
GVPL24X34	24"W x 34"H	\$177.34
GVPL24X36	24"W x 36"H	\$184.61
GVPL30X12	30"W x 12"H	\$108.38
GVPL30X14	30"W x 14"H	\$118.16
GVPL30X16	30"W x 16"H	\$124.51



# HALF PEAKED TOP RIGHT GABLE VENT

## COMPONENTS OF PART NUMBER: **GVQL72X1501RDUPI**

\*Brick Mould Face Frame is +15% of the price \*Decorative function is -25% of the price

**GVQL72X15 - 01 - R - D - U - PI**

STYLE      SIZE      TRIM      FINISH      FUNCTION      PRIMING      WOOD SPECIES

00 = Brick Mould Face Frame    R = Rough Sawn    F = Functional    U = Unfinished    PI = Pine  
 01 = 1" x 4" Flat Trim Frame    S = Smooth        D = Decorative    P = Primed        WR = Western Red Cedar

Part Number	Rough Opening Dimensions	Price
GVPL30X18	30"W x 18"H	\$132.57
GVPL30X20	30"W x 20"H	\$140.62
GVPL30X22	30"W x 22"H	\$148.70
GVPL30X24	30"W x 24"H	\$156.75
GVPL30X26	30"W x 26"H	\$164.81
GVPL30X28	30"W x 28"H	\$172.86
GVPL30X30	30"W x 30"H	\$186.11
GVPL30X32	30"W x 32"H	\$188.99
GVPL30X34	30"W x 34"H	\$197.05
GVPL30X36	30"W x 36"H	\$205.12
GVPL36X12	36"W x 12"H	\$115.61
GVPL36X14	36"W x 14"H	\$126.04
GVPL36X16	36"W x 16"H	\$132.81
GVPL36X18	36"W x 18"H	\$141.40
GVPL36X20	36"W x 20"H	\$150.00
GVPL36X22	36"W x 22"H	\$158.61
GVPL36X24	36"W x 24"H	\$167.20
GVPL36X26	36"W x 26"H	\$175.79
GVPL36X28	36"W x 28"H	\$184.39
GVPL36X30	36"W x 30"H	\$198.52
GVPL36X32	36"W x 32"H	\$201.59
GVPL36X34	36"W x 34"H	\$210.18
GVPL36X36	36"W x 36"H	\$218.79

part number

# GVPR



MAKE SURE TO CHOOSE A PITCH FOR THIS STYLE! WE MAKE THEM ALL!

## Half Peaked Top Right Gable Vent

Part Number	Rough Opening Dimensions	Price
GVPR12X12	12"W x 12"H	\$69.75
GVPR12X14	12"W x 14"H	\$76.03
GVPR12X16	12"W x 16"H	\$82.30
GVPR12X18	12"W x 18"H	\$88.57
GVPR12X20	12"W x 20"H	\$94.84
GVPR12X22	12"W x 22"H	\$101.11
GVPR12X24	12"W x 24"H	\$107.39
GVPR12X26	12"W x 26"H	\$113.66
GVPR12X28	12"W x 28"H	\$119.93
GVPR12X30	12"W x 30"H	\$126.20
GVPR12X32	12"W x 32"H	\$132.46
GVPR12X34	12"W x 34"H	\$138.73
GVPR12X36	12"W x 36"H	\$145.00
GVPR16X12	16"W x 12"H	\$79.02
GVPR16X14	16"W x 14"H	\$85.62
GVPR16X16	16"W x 16"H	\$92.22
GVPR16X18	16"W x 18"H	\$98.82



## Half Peaked Top Right Gable Vent

part number

# GVPR

Part Number	Rough Opening Dimensions	Price
GVPR16X20	16"W x 20"H	\$105.41
GVPR16X22	16"W x 22"H	\$112.01
GVPR16X24	16"W x 24"H	\$118.61
GVPR16X26	16"W x 26"H	\$125.21
GVPR16X28	16"W x 28"H	\$131.81
GVPR16X30	16"W x 30"H	\$138.41
GVPR16X32	16"W x 32"H	\$145.00
GVPR16X34	16"W x 34"H	\$153.15
GVPR16X36	16"W x 36"H	\$158.20
GVPR18X12	18"W x 12"H	\$83.65
GVPR18X14	18"W x 14"H	\$90.42
GVPR18X16	18"W x 16"H	\$101.83
GVPR18X18	18"W x 18"H	\$103.94
GVPR18X20	18"W x 20"H	\$110.71
GVPR18X22	18"W x 22"H	\$117.46
GVPR18X24	18"W x 24"H	\$124.23
GVPR18X26	18"W x 26"H	\$131.45
GVPR18X28	18"W x 28"H	\$137.75
GVPR18X30	18"W x 30"H	\$144.52
GVPR18X32	18"W x 32"H	\$151.28
GVPR18X34	18"W x 34"H	\$158.04
GVPR18X36	18"W x 36"H	\$164.80
GVPR20X12	20"W x 12"H	\$88.29
GVPR20X14	20"W x 14"H	\$95.21
GVPR20X16	20"W x 16"H	\$102.14
GVPR20X18	20"W x 18"H	\$109.06
GVPR20X20	20"W x 20"H	\$115.99
GVPR20X22	20"W x 22"H	\$122.91
GVPR20X24	20"W x 24"H	\$129.85
GVPR20X26	20"W x 26"H	\$136.78
GVPR20X28	20"W x 28"H	\$143.70
GVPR20X30	20"W x 30"H	\$150.62
GVPR20X32	20"W x 32"H	\$157.55
GVPR20X34	20"W x 34"H	\$164.47
GVPR20X36	20"W x 36"H	\$171.40
GVPR24X12	24"W x 12"H	\$97.54
GVPR24X14	24"W x 14"H	\$106.35

Part Number	Rough Opening Dimensions	Price
GVPR24X16	24"W x 16"H	\$112.06
GVPR24X18	24"W x 18"H	\$119.31
GVPR24X20	24"W x 20"H	\$126.56
GVPR24X22	24"W x 22"H	\$133.83
GVPR24X24	24"W x 24"H	\$141.08
GVPR24X26	24"W x 26"H	\$148.33
GVPR24X28	24"W x 28"H	\$155.58
GVPR24X30	24"W x 30"H	\$167.50
GVPR24X32	24"W x 32"H	\$170.09
GVPR24X34	24"W x 34"H	\$177.34
GVPR24X36	24"W x 36"H	\$184.61
GVPR30X12	30"W x 12"H	\$108.38
GVPR30X14	30"W x 14"H	\$118.16
GVPR30X16	30"W x 16"H	\$124.51
GVPR30X18	30"W x 18"H	\$132.57
GVPR30X20	30"W x 20"H	\$140.62
GVPR30X22	30"W x 22"H	\$148.70
GVPR30X24	30"W x 24"H	\$156.75
GVPR30X26	30"W x 26"H	\$164.81
GVPR30X28	30"W x 28"H	\$172.86
GVPR30X30	30"W x 30"H	\$186.11
GVPR30X32	30"W x 32"H	\$188.99
GVPR30X34	30"W x 34"H	\$197.05
GVPR30X36	30"W x 36"H	\$205.12
GVPR36X12	36"W x 12"H	\$115.61
GVPR36X14	36"W x 14"H	\$126.04
GVPR36X16	36"W x 16"H	\$132.81
GVPR36X18	36"W x 18"H	\$141.40
GVPR36X20	36"W x 20"H	\$150.00
GVPR36X22	36"W x 22"H	\$158.61
GVPR36X24	36"W x 24"H	\$167.20
GVPR36X26	36"W x 26"H	\$175.79
GVPR36X28	36"W x 28"H	\$184.39
GVPR36X30	36"W x 30"H	\$198.52
GVPR36X32	36"W x 32"H	\$201.59
GVPR36X34	36"W x 34"H	\$210.18
GVPR36X36	36"W x 36"H	\$218.79



