

# White River™

The Power of Beauty • The Style of a Culture • The Love of Elaboration • The Warmth of Wood • The Legacy of Ornament • The Expression of the Creative Spirit



*Authentic*  
HAND-CARVED  
WOODCARVINGS

*MON REALE®*  
SCULPTURED HARDWOOD  
MOULDINGS

*Adornments for*  
CABINETRY & FURNITURE™  
HAND CARVED ORNAMENT

*Ornamentally*  
EMBOSSSED™  
MOULDINGS

*White River™*

HARDWOODS • WOODWORKS, INC.®

VOLUME IV - SUMMER 2005

SINCE 1975



ELEGANT HARDWOOD MOULDINGS,  
HAND CARVED WOODCARVINGS,  
MANTELS AND MORE . . .



30 YEARS OF MILLWORK EXCELLENCE

INNOVATORS • EDUCATORS  
THE INDUSTRY LEADER



*The Legacy of Ornament • The Style of a Culture • The Power of Beauty*

Proudly and with pleasure, **White River Hardwoods™ Volume IV Catalogue** premiers over 200 new **Adornments™** in addition to more illustrative photos, renderings, and profiles. These hand-carved ornaments - elegant yet affordable - continue to infuse the Old World styles with perfect ease of delivery and installation.

As you peruse **Volume IV**, you will be pleasantly overwhelmed with the endless possibilities and combinations of our traditional time-tested architectural mouldings, Mon Reale's® high relief overlays, and the exciting new hand-carvings. Imagine the ease. Imagine the splendor. Imagine the unimaginable.

Our sophisticated customer deserves the most professional, thorough, and concise educational reinforcement. The journey begins with the product – its destination determined by innumerable opportunities to master architectural millwork application and installation. Whether you are a veteran or new to our White River family of satisfied customers, you will find that our service philosophy is simplistic – Our **One Source®** approach includes not only product but whatever your educational needs may be.

White River's™ dynamism continues into the 21st century with unparalleled rapid response through 70 Distributors – strategically located domestically and abroad. New handcarved offerings and factory finishes, award winning packaging, and prompt delivery contribute to White River Hardwoods™ reputation as the **Choice of Champions**. White River™ guarantees customer satisfaction through **One Source™ Product - Service Synergy** and a commitment to remain the **Industry Leader** through an incomparable architectural mouldings and handcarved product collection. Welcome to White River Hardwoods™ World of ornamental legacy, classical style, and commitment to the power of beauty.

White River™ Products are readily available Nationally and Internationally through Authorized Distributors and Fine Millwork Dealers. Please call for the Distributor or Dealer nearest you.



FOR ARCHITECTS AND DESIGNERS WHO WANT TO CARRY TRADITIONAL DESIGN INFLUENCE INTO THE 21ST CENTURY.  
THANK YOU FOR PREVIEWING THIS CATALOG AND CONSIDERING US FOR ALL OF YOUR MILLWORK NEEDS.

WE OFFER A CONCEPT, NOT JUST A PRODUCT . . .

**I. ELEGANT HARDWOOD MOULDINGS**

**MON REALE® MOULDINGS - PAGE 1:4**

**In Poplar**

*Opulent, yet gracious, Mon Reale® highly sculptured mouldings provide the look and feel of antiquity. Excellent to stain or paint.*

*Also shown in this section - Large Combination Details (LCDs) page 1:14.*

**ORNAMENTALLY EMBOSSED AND TRADITIONAL  
HARDWOOD MOULDINGS - PAGE 1:24**

**In Poplar**

*Being the backbone of interior millwork, our ornamental & traditional mouldings are available in poplar, to paint or stain. In-Stock Red Oak is denoted.*

*Elegant Openings page 1:66. Plaster Medallions & Resin Corbels page 1:68.*

*Decorative and Primed MDF page 1:70*

**II. HAND-CARVED ELEMENTS**

**AUTHENTIC HAND-CARVED® MANTELS - PAGE 2:2**

**In Lindenwood**

*Luxurious and elegant mantels and mantel shelves can be used in any room to make an impressive statement of warmth and generosity.*

**AUTHENTIC HAND-CARVED® WOODCARVINGS - PAGE 2:8**

**In Lindenwood**

*An additional 110 ornaments carved from the versatile wood species Lindenwood, to add beauty and grace to all furnishings. Blonde-hued with closed grain, Lindenwood stains or paints, beautifully.*

**ADORNMENTS FOR CABINETS & FURNITURE™**

**HAND CARVED ORNAMENT™ - PAGE 2:14**

**In Maple and Cherry**

*A total of 115 hand carved ornaments beautifully designed and tailored to display elaborate features on cabinetry and furniture.*

**GRACEFUL HAND-CARVED ADORNMENT™ LINEALS - PAGE 2:28**

**In Maple and Cherry**

*Each of our 65 hand carved lineal mouldings features a variety of motifs to make an impressive and creative statement in your designs and furnishings.*

**ELABORATELY HAND-CARVED ADORNMENT™ RANGE HOODS - PAGE 2:40**

**In Maple and Cherry**

*Luscious and lavish in their design, these carved elements can be used above a range or cooktop, as a valance over the sink, as a window treatment or a mantel.*

**METALWOOD™- PAGE 2:25**

**DESIGN CONCEPTS IN RENDERED DRAWINGS AND CAD - PAGE 2:50**

*Each drawing has been specifically created by our in-house artist/designer to inspire creative minded individuals who expect impressive results.*

**INDEX - PAGE 2:58**

*Search here to find the location of your favorite product.*

*All products stocked in wood species as denoted.*



Product #	Page	Product #	Page
Ornament, Lineals, and Rangehoods		FT6274	38
		FT6290	38
CMAL6200 & 6200H	38	FT6291	38
CMAL6202 & 6202H	38	FT6292	38
CMAL6204 & 6204H	38	FT6293	38
CMAL6206 & 6206H	38	FT6294	38
CMAL6208 & 6208H	38	FT6295	38
CMAL6210 & 6210H	38	MLD6000	7, 28
CMAL6212 & 6212H	38	MLD6802	7, 28
CMAL6214 & 6214H	38	MLD6804	7, 28
CMAL6216 & 6216H	38	MLD6806	7, 28



*Our catalog is design oriented and organized to serve as a reference that we hope you will use often. As you preview the two sections, please note the following highlights:*

## SECTION I – ELEGANT HARDWOOD MOULDINGS

*Includes 85 pages showcasing 320 decorative moulding profiles that we carry in-stock in Poplar for prompt shipment. Red Oak is also carried in-stock in 45 selected profiles (noted per profile). Poplar is excellent for staining, painting and glazing, while Red Oak is typically stained, pickled or glazed.*

*For easy reference:*

- *Each category has a Category Code (CM, CR, CA, BB) to reflect the type of moulding.*
- *Sequencing is numerical (CM70, CM71, CM72...) Within each category, mouldings are always listed numerically.*
- *Mon Reale profiles (CM8801, PM8535, CA8320) are shown first. Keeping these complimentary profiles together, Mon Reale® LCD (Large Combination Details) is shown as a continuation of the profiles.*
- *Ornamentally Embossed profiles (CA30, CM82, PM52) and Traditional Mouldings (CA300, CR806, PM535) are shown together with the Style Made Easy section continuing after the individual profile offerings.*
- *All moulding profiles in Section I are approximately quarter-scale and can easily be enlarged to full-scale. This will greatly assist your millwork design and development.*

*ACCESSORIES add the finishing touch to your millwork designs. Keystones, Rosettes, & Plyths (p. 1:29) create a style of their own, while removing the need to miter Casings. Additionally, Crown Blocks (p. 1:28) uniquely accentuate Crown Mouldings, thus providing a dual purpose: 1) installation where walls and ceiling are not straight 2) serve as an intersecting point for your Crown Mouldings between flat ceilings and vaults. Also, Crown Blocks allow you to install Crowns in places once thought impossible. Curved Mouldings (p. 1:30), another specialty of White River Hardwoods™, are detailed, explained, and illustrated. White River™ now offers radius wood crowns!*

*ELEGANT OPENINGS - now offering two styles of elliptical openings with pilaster legs. These ornate openings come in three pieces ready to install and made to order (p. 1:66-1:67).*

## SECTION II – HAND-CARVED ELEMENTS

*Includes 57 pages showcasing Hand Carved Mantels, Authentic Hand-Carved™ Woodcarvings in Lindenwood, and our newest collection of Adornments for Cabinetry and Furniture™ in American Maple and Cherry. These fabulous elements are the important structural “art” that complements our mouldings collections.*

*For easy reference:*

- *Hand-Carved Elements have varying category codes (MAN, CRV, CLM, MLD) to reflect its type*
- *Numerical sequencing within each category and with each element (MAN9015, MAN9021)*

*AUTHENTIC HAND-CARVED® MANTELS - are available in-stock in 10 styles and offered in Lindenwood, either unfinished (to paint or stain) or Professional Quality prefinished (view selection on p. 2:2 - 2:7) to accommodate your unique style. Lindenwood stains or paints easily. Prefinished mantels can be a great help, especially when remodeling.*

*AUTHENTIC HAND-CARVED® WOODCARVINGS - are in-stock in Lindenwood and are architecturally proportioned woodcarvings that are perfect for a wide variety of interior millwork applications, cabinetry, and furniture.*

*ADORNMENTS FOR CABINETRY AND FURNITURE ~ HAND CARVED ORNAMENTS® - are our latest and most exciting offering. Imagine the timeless elegance as you peruse our collection of 200 accoutrements tailored to create lavish features on cabinetry and furniture. This line offers ornament, lineals, columns, feet, and intricately carved rangehoods. Adornments are offered as shown in handcarved American Maple and Cherry.*

*RENDERED DRAWINGS AND PHOTO GALLERY - Volume IV includes Design Concepts and illustrations to assist you visually and spatially as you “Bring the Whole Thing Together.” Architectural Rooms can be previewed on p. 1:80 and Exciting Cabinetry and Furniture on p. 2:50.*

*INDEX OF MOULDINGS, WOODCARVINGS, AND LCD'S - for an easier location of items and information, we now offer a complete index found on p. 2:58. As often as you will reference this catalog, we wish to provide you our most user-friendly version yet.*



CM8812, FR8954,  
PM593, PM8564,  
PM486, CRV5136,  
CRV5150, CRV5228,  
CRV5050, FR8954

## ELEGANT HARDWOOD MOULDINGS

*The well-appointed Interior benefits from White River Hardwoods™ classically inspired mouldings. A simple space - after the appropriation of embellished hardwood mouldings - evolves into a realm of elegance, timelessness, and opulence. A planar ceiling becomes an exciting focal point. Flat walls and square rooms, no longer defined by their geometry, create a gentle expanse of warmth, beauty, and classic sophistication.*

*Embellished mouldings are the preference of the Industry due to the ease of installation and finishing. Beautiful hardwood mouldings – the Choice of Champions.*

# Section I

## MON REALE® MOULDINGS

**Crowns and Friezes**  
1:4-1:9

**Cases, Bases,  
Backbands, Chairrails,  
Panel Moulds**  
1:10-1:13

**LCD's**  
**Large Combination Details**  
1:14-1:23



## ORNAMENTALLY EMBOSSÉD™ & TRADITIONAL MOULDINGS

**Crowns, Dentils and  
Crown Blocks**  
1:24-1:28

**Rosettes and Keystones**  
1:29

**Casing, Backbands and  
Baseboards**  
1:31-1:35

**Chairrails and Panel  
Moulds**  
1:36-1:40

**Elegant Openings,  
Plaster Medallions and  
Marble Corbels**  
1:41-1:43

**Style Made Easy**  
1:64



*White River.*



MON REALE<sup>®</sup> is an opulent collection of fifty high relief Architectural Mouldings. This sculptured moulding, made from a fine grain overlay contoured to traditional solid poplar moulding, can paint, stain or glaze. Installs with standard woodworking tools. Curved work available.

Sixty Large Combination Details (LCD's) are shown as a continuation of the profiles.



**CM8801**  
**Large Acanthus Leaf and Tongue**  
 7/8" x 6" / 22.2 x 152.4 mm  
 Pattern repeats 7"



**CM8820**  
**Petite Acanthus Leaf**  
 13/16" x 2 3/4" / 20.6 x 69.9 mm  
 Pattern repeats 2 7/8"



**CM8808**  
**Large Acanthus with Dentil**  
 7/8" x 7 1/2" / 22.2 x 190.5 mm  
 Pattern repeats 7 1/2"



**CM8823**  
**Egg and Dart**  
 1" x 3 3/4" / 25.4 x 95.3 mm  
 Pattern repeats 3"



**CM8810**  
**Medium Acanthus Leaf**  
 15/16" x 4 3/4" / 23.8 x 120.7 mm  
 Pattern repeats 4 3/4"



**CM8825**  
**Egg and Dart with Running Leaf**  
 1" x 7 1/2" / 25.4 x 190.5 mm



**CM8812**  
**Medium Acanthus with Egg and Dart**  
 1" x 6" / 25.4 x 152.4 mm



**CM8830** Fluting and Leaf with Beads  
 7/8" x 6" / 22.2 x 152.4 mm  
 Pattern repeats 13 1/2"

30% upcharge for specified lengths up to 14' and 40% when specifying 15'-16'.  
 Customer pays for additional footage needed to pull specified lengths.

Ultra-Flex offers innovation for curved components and is easily installed and finished. Ultra-Flex profiles can distort if cast to a radius that is too tight. All curved components, whether resin or wood, take layout and thoughtful consideration to install well.



**CM8834 Large Rope**  
 3/4" x 4" / 19.1 x 101.6 mm



**CM8854 Acanthus & Leaf with Bead**  
 1 1/16" x 7 1/2" / 27 x 190.5 mm

projects at  
 45° angle



**CM8837 Petite Acanthus with Egg and Dart**  
 7/8" x 7" / 22.2 x 177.8 mm



**CM8856 Lamb's Tongue & Bead**  
 13/16" x 6 1/2" / 20.6 x 165.1 mm



**CM8840 Egg and Dart with Dentil**  
 7/8" x 7 1/2" / 22.2 x 190.5 mm



**CM8857 Lamb's Tongue**  
 3/4" x 2 3/4" / 19.1 x 69.9 mm



**CM8850 Large Dentil Crown**  
 13/16" x 5 1/2" / 20.6 x 139.7 mm

Dentil is overlay



**CM8858 Egg & Dart with Dentil**  
 13/16" x 7" / 20.6 x 177.8 mm



**CM8852 Small Dentil Crown**  
 13/16" x 3 1/2" / 20.6 x 88.9 mm

Dentil is overlay



**CM8859 Egg & Dart with Lamb's Tongue**  
 13/16" x 4" / 20.6 x 101.6 mm



**CM8860 Lamb's Tongue**  
 3/4" x 3" / 19.1 x 76.2 mm

*Mon Reale® mouldings are precision machined from clear kiln-dried poplar. Install with standard woodworking tools. Accepts any finish easily. Patterns that show a repeat interval are approximate. Inventory is in random lengths from 3' to 16' with a predominance of long lengths.*





*RUSTICATED RANGEHOOD - BB158, FR8971 and CRV5236*

*MANTEL -MAN8102 page 1:84*



*MAGNIFICENT RANGEHOOD - CR800, PM8557, FR8968, PM8525, CRV5205 and CM8857*





**FR8920 Fluting**  
13/16" x 3 3/4"  
20.6 x 95.3 mm  
Repeats 7/8" MT = 3/4"



**FR8940 Roses and Butterflies**  
13/16" x 3 3/4"  
20.6 x 95.3 mm  
Repeats 12 1/2" MT = 7/8"



**FR8921 Leafy Scrolls**  
13/16" x 3 3/4"  
17.4 x 95.3 mm  
Repeats 6 1/8" MT = 1"



**FR8950 Country Flowers**  
13/16" x 5 1/2"  
20.6 x 139.7 mm  
Repeats 26" MT = 1 1/16"



**FR8922 Running Coin**  
13/16" x 3 3/4"  
20.6 x 95.3 mm  
Repeats 2" MT = 1"



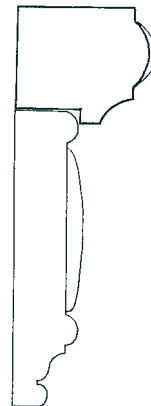
**FR8953 Eternal Laurel Leaves**  
13/16" x 5 1/2"  
20.6 x 139.7 mm  
Repeats 7 1/2" MT = 1 1/8"



**FR8923 Greek Key with Rosette**  
13/16" x 3 3/4"  
20.6 x 95.3 mm  
Repeats 19" MT = 7/8"

**CONCERNING OUR FRIEZES**

- *MT indicates "Maximum Thickness" of moulding where overlay may be thicker than 13/16"*
- *Backbands (page 1:33) fit our Friezes and Smooth Casings (page 1:31 to 1:33) to add width, depth and detail.*
- *PM595 can be added to all Friezes to give them a symmetrical look. See Panel Mouldings on page 1:40.*



Frieze shown with Backband



Frieze shown with PM595

*CURVED APPLICATIONS:  
"Ultra-Flex" curved parts  
are available for  
all patterns shown.*

POPLAR IN-STOCK

SCALE: 1/4"=1"



**FR8954 The Vitruvian Wave**

13/16" x 5 1/2"  
20.6 x 139.7 mm  
Repeats 3 1/2" MT = 7/8"



**FR8957 Ribbon & Bow Swag**

13/16" x 5 1/2"  
20.6 x 139.7 mm  
Repeats 8" MT = 15/16"



**FR8955 Griffins & Urns**

13/16" x 5 1/2"  
20.6 x 139.7 mm  
Repeats 26 1/2" MT = 7/8"



**FR8958 Scrolled Palmette**

13/16" x 5 1/2"  
20.6 x 139.7 mm  
Repeats 5" MT = 13/16"



**FR8956 Grapevine and Tassels**

13/16" x 5 1/2"  
20.6 x 139.7 mm  
Repeats 24" MT = 1"



**FR8960 Shell and Fret**

13/16" x 5 1/2"  
20.6 x 139.7 mm  
Repeats 16" MT = 1"

MT denotes  
Maximum Thickness

- *Ultra-Flex* mouldings can be manufactured for Crown, Case, Base, Chairrail and Panel Mouldings. *Ultra-Flex* mouldings can be painted or stained.

MON REALE® is available in solid wood for casings and crown mouldings up to a 5 1/2" width.

- The maximum length of *Ultra-Flex* is 12', minimum length is 5' and all resin is sold by the whole foot (no half feet).



*BEAMS AND CORBELS -  
Corbels - CRV5110  
Mouldings - CR882,  
DS1x2, FR8956*





**FR8965 Rinceau Scrolls**

13/16" x 5 1/2"  
20.6 x 139.7 mm  
Repeats 11 1/2" MT = 7/8"



**FR8967 Large Scrolled Palmette**

13/16" x 6 3/4"  
20.6 x 171.5 mm  
Repeats 7 1/2" MT = 13/16"




**FR8968  
Fluting with Bellflowers**

13/16" x 6 3/4"  
20.6 x 171.5 mm  
Repeats 2 3/8" MT = 13/16"

**PAINT • GLAZE • STAIN • FAUX FINISH**

*Our poplar mouldings are ready to accept the finish of your choice. The ornamental overlay on our embellished poplar mouldings has the same porosity as the wood, allowing the stain to penetrate to the same depth and creating a uniform appearance. Stained poplar can match cherry, birch, maple, walnut, mahogany and many other hardwoods and softwoods..*



**FR8970 Classical Doric Frieze**

3/4" x 8"  
20.6 x 203.2 mm  
Repeats 7 3/4" MT = 1"



**FR8971 Acanthus Leaf & Tongue**

13/16" x 6 3/4"  
20.6 x 171.5 mm  
Repeats 2 5/8" MT = 1"



*CURVED APPLICATIONS:  
"Ultra-Flex" curved parts  
are available for  
all patterns shown.*

*POPLAR IN-STOCK*

*SCALE: 1/4"=1"*

**FINISHING OF HARDWOOD MOULDINGS & WOODCARVINGS**

- *Caulk, fill and sand well.*
- *Apply quality paints or stains.*
- *Sand between coats as needed*
- *If staining Poplar, two applications of stain may be needed for depth in color and to get good coverage.*
- *Glazes, Gold Leaf and Antiquing are applied after paint or stain has finish coats of sealer (lacquer, etc.).*
- *Apply Glaze, wipe to desired coverage and apply final coat of sealer to create sheen and depth.*
- *Always finish a sample before starting if multi-step finishes are involved.*

# WR Mon Reale® Casings, Backbands and Baseboards

1:10 Poplar In-Stock



**CA8320**  
**Running Leaf and Beads**  
 1 1/4" x 4 1/2"  
 31.8 x 114.3 mm



**CA8322 Rope**  
 1 1/16" x 4 1/2"  
 27 x 114.3 mm



**CA8326 Reed & Ribbon**  
**with Bead & Barrel**  
 1 1/4" x 4 1/2"  
 31.8 x 114.3 mm  
 Repeats 4 3/4"



**CA8330 Laurel**  
**Leaves and Ribbons**  
**with Beads**  
 1 7/8" x 5"  
 Repeats 8"




**CA8336**  
**Reed and Ribbon**  
**with Bead and Barrel**  
 1 7/8" x 5"  
 Repeats 8"

*Casings shown mitered, forming a frame for a door or window.*

*CA8340, CA8320 and CA8344 create beautiful charrails, too!*

*Ultra-Flex offers innovation for curved components, is easily installed and finished. Ultra-Flex profiles can distort if cast to a radius that is too tight. All curved components whether resin or wood take layout and thoughtful consideration to install well.*



*Casing with Backband*  
**LCD3110 - BB8108 & CA8338**  
 1 1/2" x 5"

**CA8338**  
 13/16" x 3 3/4"  
 20.6 x 95.3 mm

**BA8440**  
**Running Leaf**  
 3/4 x 6 1/2"  
 19.1 x 165.1 mm  
 Repeats 2 1/4"



**CA8340**  
**Running Leaf**  
**& Bead Case**  
 1 1/16 x 3 3/4"  
 27 x 95.3 mm

*BA8440 is a matching base for CA8320 & CA8340, as shown.*

**BA8442**  
**Rope Base**  
 3/4 x 6"  
 19.1 x 152.4 mm  
 Repeats 1 1/4"



**CA8342**  
**Rope Case**  
 13/16 x 3 3/4"  
 20.6 x 95.3 mm

*BA8442 is a matching base for CA8322 & CA8342, as shown.*

**BA8444**  
**Lamb's Tongue**  
**& Bead Base**  
 3/4 x 6 1/2"  
 19.1 x 165.1 mm  
 Repeats 1"



**CA8344**  
**Lamb's Tongue**  
**& Bead Case**  
 13/16 x 4"  
 20.6 x 101.6 mm



**LCD4100**

1 1/2" x 9 3/4"  
PM8568  
B442  
PM529



**LCD3100**

1 1/2" x 6"  
PM8568  
CA8338

**LCD4110**

1 1/2" x 8"  
PM8564  
CDS1x6  
PM8524  
PM529



**LCD3110**

1 1/2" x 5"  
BB8108  
CA8338



**LCD4115**

1 1/2" x 7 1/2"  
PM8535  
B401  
PM529



**LCD3115**

2 1/8" x 6 1/4"  
BB158  
CA8322

**LCD4125**

1 1/2" x 9 1/2"  
PM8568  
CDS1x6  
PM8528  
PM529



**LCD3125**

1 3/4" x 7 3/4"  
BB8111  
PM8528  
B463



**LCD4130**

1 1/2" x 7 3/4"  
PM8558  
CDS1x6  
PM529



**LCD3130**

2" x 6"  
BB8109  
CA8338



**BB8108 Lamb's Tongue**

1 3/4" x 2" / 44.5 x 50.8 mm  
lips 13/16"



**BB8111 Petite Acanthus Leaf**

1 3/4" x 2 1/2" / 44.5 x 63.5 mm  
lips 13/16"  
Repeats 2 7/8"



**BB8109 Ropes of Antiquity**

2" x 2 1/2" / 50.8 x 63.5 mm  
lips 13/16"



**BB8120 Reed and Ribbon**

1 13/16" x 2" / 46 x 50.8 mm  
lips 13/16"  
Repeats 4 3/4"

**Ropes of Antiquity - BB8109**

*Imperfections are based on ancient weathered stone.*



**BB8110 Running Coin**

1 13/16" x 1 1/2" / 46 x 38.1 mm  
lips 13/16"  
Repeats 1"



**BB8122 Running Leaf**

1 13/16" x 2" / 46 x 50.8 mm  
lips 13/16"  
Repeats 2 1/4"

# WR Mon Reale® Panel and Chairrail Mouldings

1:12 Poplar In-Stock



**PM8511 Running Leaf**  
13/16" x 2" / 20.6 x 50.8 mm - Repeats 2 1/4"



**PM8520 Running Coin**  
7/8" x 2" / 22.2 x 50.8 mm - Repeats 1"

3/8"



**PM8522 Small Beads**  
9/16" x 1" / 14.3 x 25.4 mm - Repeats 1/4"

5/8"



**PM8523 Large Beads**  
7/8" x 1 3/4" / 22.2 x 44.5 mm - Repeats 1/2"



**PM8524 Small Beads**  
5/8" x 1" / 15.9 x 25.4 mm - Repeats 1/4"



**PM8525 Large Beads**  
7/8" x 1 1/2" / 22.2 x 38.1 mm - Repeats 1/2"

3/8"



**PM8526 Small Bead and Barrel**  
9/16" x 1" / 14.3 x 25.4 mm - Repeats 2 3/8"

5/8"



**PM8527 Large Bead and Barrel**  
7/8" x 1 3/4" / 22.2 x 44.5 mm - Repeats 5"



**PM8528 Small Bead and Barrel**  
5/8" x 1" / 15.9 x 25.4 mm  
Repeats 2 3/8"



**PM8529 Large Bead and Barrel**  
7/8" x 1 1/2" / 22.2 x 38.1 mm - Repeats 5"



**PM8532 Large Laurel Leaves and Ribbons**  
1 1/8" x 2 3/4" / 28.6 x 69.9 mm - Repeats 8"



**PM8535 Small Egg and Dart**  
3/4" x 1 1/2" / 19.1 x 38.1 mm - Repeats 1 3/4"



**PM8536 Large Egg and Dart**  
1" x 2 3/4" / 25.4 x 69.9 mm - Repeats 2 5/8"



**PM8540 Small Rope**  
5/8" x 1" / 15.9 x 25.4 mm - Repeats 3/4"



**PM8541 Large Rope**  
7/8" x 1 1/2" / 22.2 x 38.1 mm - Repeats 1 1/4"

3/8"



**PM8545 Small Rope**  
9/16" x 1" / 14.3 x 25.4 mm - Repeats 3/4"

5/8"



**PM8546 Large Rope**  
7/8" x 1 3/4" / 22.2 x 44.5 mm - Repeats 1 1/4"





**PM8552 Reed and Ribbon**  
13/16" x 2" / 20.6 x 50.8 mm - Repeats 4 3/4"



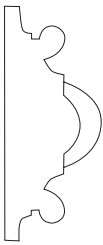
**PM8553 Reed and Ribbon**  
1 1/8" x 2 3/4" / 28.6 x 69.9 mm - Repeats 8"



**PM8555 Acanthus with Pearls**  
1 3/8" x 5 1/2" / 34.9 x 139.7 mm - Repeats 4 1/2"



**PM8557 Large Rope with Pearls**  
1 1/4" x 2 1/2" / 31.8 x 63.5 mm



**PM8572 Large Rope with Pearls**  
1 1/2" x 3 1/2" / 38.1 x 88.9 mm  
Repeats 1 3/4"

*Ropes of Antiquity PM8557, PM8558 & PM8572  
Imperfections are based on ancient weathered stone.*



**PM8558 Medium Rope with Pearls**  
7/8" x 1 3/4" / 22.2 x 44.5 mm



**PM8560 Medium Acanthus**  
7/8" x 2" / 22.2 x 50.8 mm



**PM8561 Small Acanthus**  
1/2" x 1" / 12.7 x 25.4 mm



**PM8564 Medium Lamb's Tongue**  
7/8" x 2" / 22.2 x 50.8 mm



**PM8565 Small Lamb's Tongue**  
9/16" x 1" / 14.3 x 25.4 mm



**PM8568 Running Leaf with Beads**  
13/16" x 2 1/2" / 20.6 x 63.5 mm  
Lips 1/2" - 13/16"



**PM8569 Reed & Ribbon with Beads**  
13/16" x 2 1/2" / 20.6 x 63.5 mm  
Lips 1/2" - 13/16"



**PM595**  
5/8" x 3/4" / 15.9 x 19.1 mm  
For Friezes, see page 1:7-1:9

**CURVED APPLICATIONS:**  
"Ultra-Flex" curved parts  
are available for  
all patterns shown.

POPLAR IN-STOCK

SCALE: 1/4"=1"

LARGE COMBINATION DETAILS

*Our Mon Reale® LCD's offer large-scale proportions for today's homes and commercial projects. We offer many styles and sizes using mouldings and carvings from our complete line. Although many of these LCD's are of a large scale, they can also be viewed as "smaller proportional elements within" the LCD. This is helpful if you need a complementary smaller cornice, or a wide frieze cornice.*

*Many of these LCD's utilize our Mon Reale® friezes (FR#). If you like the scale of an LCD, but you want a different frieze, just change out the frieze, and leave the rest. If you like an LCD, but you want a different crown in one part, just change that out. These examples below are to inspire you to take 30 LCD's and view them as 200 elements or more.*



LCD8160 - page 1:18



LCD8166 - page 1:19

*Our LCD's offer exciting embellishments and proportions. The "smaller elements within" offer complementary details, with emphasis and style changing greatly.*



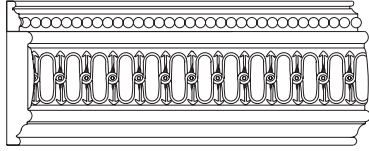
LCD8176 - page 1:20




LCD8152 - page 1:17




We offer 8 concept chairrails using a wide selection of our mouldings. See the concept and read how you can apply it to creating chairrails that fit your ornamentation & scale. The possibilities are endless. Our Mon Reale® casings, page 1:10 are also large scale, one piece chairrails.



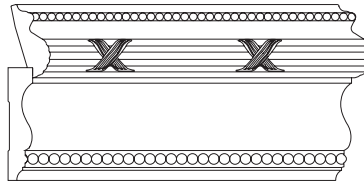
**LCD 6110** 13/16" x 4 3/4"  
PM8522, FR8920



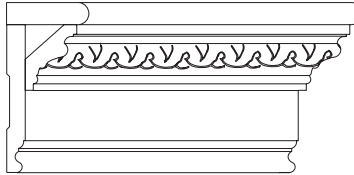
**LCD 6144** 1 3/4" x 5 1/4"  
BB8122, CA342



**LCD 6147** 1 3/8" x 5 1/4"  
P8568, DS1x2, PM8561




**LCD 6141**  
PM8569, CA8338  
1 3/8" x 5 7/8"



**LCD 6145**  
B416, CM8857, DS1x4 (jobsite bullnosed)  
2 3/4" x 5 3/4"



**LCD 6148**  
PM500, FR8921  
1 1/16" x 6"



**LCD 6142**  
PM8535, DS1x6 (jobsite cut), CA324  
1 3/8" x 7"



**LCD 6146**  
PM8568, DS1x2, PM8560  
1 3/8" x 6 1/4"

*Concept: Choose the frieze you love and add a lipping panel mould, backband or a detail panel mould. Frieze pages 1:7-1:9*

*Concept: Choose a casing, and add a lipping panel mould or backband. Traditional casings with embellished additions also work wonderfully.*

## Mon Reale® LCD Locator

Casing	1:10 - 1:11
Baseboards	1:10 - 1:11
Chairrails	1:15
Cornices	1:14 - 1:23



**LCD8136**  
PM8572, PM8511,  
CM8801, CO703, CO704,  
FR8960



**LCD8138**  
PM8527, CA326, CM8834,  
CO704, PM8557

# WR Mon Reale® Large Combination Details

1:16 Poplar In-Stock



**LCD8140**

Greek Revival, Colonial,  
Federal, Renaissance

CM8860	CM8852
CDS1x4	FR8970
DS1x4	PM8565

*CREATE YOUR OWN DESIGN*  
White River Hardwoods™ offers you many attractive and interesting Large Combination Details (LCDs), and shows you how to modify them to suit your needs – simply and easily. You can even create your own combinations by taking the concept of the LCD, reproducing our profiles on a copier and assembling paper LCDs to create your own designs.



**LCD8142**

Classical, Colonial, Federal

CM8860	CM8859
CDS1x4	FR8970
DS1x4	PM8535



**LCD8144**

Classical, French, Traditional

CM8860	DS1x2
CDS1x4	CM8801



**LCD8146**

Greek Revival, Empire,  
NeoClassical, Romanesque

CM8854	CRV5063
DS1x2 Jobsite Cut	CM8823
DS1x8 Jobsite Cut	FR8920
CRV5070	

*LCD 8146 shows urns at 18" o/c. Pricing reflects 24" o/c. Please order more carvings if you wish closer spacing.*



LCD8148

Classical, Empire, Traditional

CM8825	CRV5169
DS1x8	PM8568

*LCD 8148 shows Rosettes at 8" o/c. Pricing reflects 12" o/c. Please order more carvings if you wish closer spacing*

LCD8150

Greek Revival, Colonial, Classical

CM8860	BB156
CDS1x4	FR8923
DS1x6	PM8526



LCD8152

Classical, Georgian, Romanesque

CM8812	CDS1x4
CDS1x4	DS1x4
DS1x6	CM8859
CRV5123	FR8955
CRV5093	



Note Decorative Carvings

*LCD8152 shows CRV5123 & CRV5093 at 4 1/2" o/c. Prices reflect these at 6" o/c. Please order more carvings if you desire closer spacing.*

*To allow your client to focus on the shape of our LCD's, cover the left hand side where the mouldings are shown stacking up. This allows the LCD to be viewed from the right hand side where depth and shape are created.*



LCD8154

French, Empire, Traditional

CM8801	CO702
CO703	PM8569



# WR Mon Reale<sup>®</sup> Large Combination Details

1:18 Poplar In-Stock



**LCD8156**

English Tudor, Georgian,  
Colonial, Italian

- |        |        |
|--------|--------|
| CM8834 | BB156  |
| CDS1x4 | FR8968 |
| DS1x6  | PM8522 |

**LCD8158**

Classical, Greek, Federal, Baroque

- |                   |                   |
|-------------------|-------------------|
| CM8823            | CRV5072           |
| DS1x4             | DS1x6 Jobsite Cut |
| DS1x6 Jobsite Cut | BB8108            |
| CO723             | FR8954            |
| CRV5125           |                   |

*LCD8158 shows CRV5125 at 18" o/c. Prices reflect these at 24" o/c. Please order more carvings if you desire closer spacing. This LCD is also great with CRV5125 only.*



**LCD8160**

Colonial, Federal, Italian

- |        |        |
|--------|--------|
| CR810  | CM8823 |
| CDS1x4 | FR8971 |
| DS1x4  |        |

**LCD8162**

Classical, French, Victorian

- |                   |        |
|-------------------|--------|
| CM8820            | BB8120 |
| CDS1x4            | FR8921 |
| DS1x6 jobsite cut |        |





LCD8164

Empire, Greek Revival, Colonial,  
Federal, Byzantine

CM8834      CM8857  
CDS1x4      FR8958  
DS1x4



LCD8166

Georgian, Victorian, Colonial

CM8823      CM8854  
CDS1x4      DS1x4  
DS1x6      PM8560



LCD8168

English Tudor, French,  
Italian, Baroque

CM8810      BB156  
CDS1x4      FR8965  
DS1x6

**DESIGNS THAT HAVE STOOD THE TEST OF TIME**

Throughout history, embellished mouldings have served as artistic expressions of cultures, religions, philosophies and even empires. From the earliest Mediterranean, Celtic and Asian civilizations to the 21st Century, architectural details have added warmth and interest to private homes and public buildings alike.

Those varied influences have melded over time into the finest modern expression of classical ideals in ways that complement virtually any style of architecture and decor. Today, architects, designers and builders can incorporate classically inspired designs – designs that have stood the test of time – with ease and affordability. All they need is embellished hardwood mouldings and woodcarvings by White River™.

**Good Proportions**

Ceiling heights	Crown	Case	Base	Chairrail
8'	3 1/2-5 1/2"	3 1/2-4 1/2"	5-8"	3-6"
9'	5 1/2-10"	4-5"	8-10"	4-6 1/2"
10'	10-20"	4-6 1/2"	8-10"	4-7"
12'	10-20"	5-7"	8-12"	4-7"
16'	18-25"	5-7"	8-12"	4-7"
20'	18-34"	5-7"	8-12"	4-8"

# WR Mon Reale® Large Combination Details

1:20 Poplar In-Stock



## LCD8170

Empire, Colonial, Regency,  
Romanesque

CM8810	CM8823
DS1x2	FR8954

*Ultra-Flex offers innovation for curved components, is easily installed and finished. Ultra-Flex profiles can distort if cast to a radius that is too tight. All curved components whether resin or wood take layout and thoughtful consideration to install well.*



## LCD8172

Classical, Georgian,  
Byzantine, Romanesque

CM8860	CM8808
CDS1x4	DS1x2
DS1x6	FR8955



## LCD8174

Colonial, Empire, Federal,  
Renaissance, Classical

CM8856	DS1x4
DE171	PM8560



## LCD8176

Federal, Empire, Colonial,  
Baroque

CM8860	CM8854
CDS1x4	BB8110
DS1x6	FR8958

**WHAT TO CONSIDER WHEN SELECTING YOUR MOULDINGS**  
*Desired Style of Interior • The Value Placed on a Well-Moulded Interior*  
*The Room Sizes, Ceiling Heights and Shapes of Both*  
*Whether Mouldings are Bold (masculine) or Delicate (feminine)*  
*Barriers that Dictate Where Trim Can or Cannot Be Used*  
*(air vents, electrical outlets, tall windows, odd wall or ceiling shapes)*  
**Your Budget and How to Use It • Contrast of Wall, Ceiling and Trim Colors**





**LCD8178**

English, French Country,  
Colonial, Federal Victorian

CM8852  
FR8957



**LCD8180**

Greek Revival, Colonial,  
Classical, Romanesque

CM8801      PM8565  
DE173      DS1x8  
PM8535



**LCD8182**

Colonial, Georgian,  
Victorian, Italian

CM8820      BB8111  
CO703      FR8968  
CO702



**LCD8184**

Colonial, Federal, Traditional

CM8810      PM8565  
DS1x2 Jobsite Cut      B463  
DE169

**PROPORTIONAL MOULDINGS ENHANCE YOUR ROOM SIZE**

*Contrary to the commonly held misconception that large-scale mouldings make a room seem small, they actually enhance room scale and proportion and add impact, creating a sense of loftiness. On low ceilings (8'-9') large crowns actually appear to support and define the ceiling, thus increasing the feeling of height. Tall baseboards, wide casings and ornate chairrails add eye-catching architectural elements that foster interest and engage the attention of whomever is in the room.*

# WR Mon Reale® Large Combination Details

1:22 Poplar In-Stock



**LCD8186**  
English, French  
Country, Colonial,  
Empire, Victorian,  
Federal  
CM8856  
DS1x2  
FR8957

*To allow your client to focus on the shape of our LCD's, cover the left hand side where the mouldings are shown stacking up. This allows the LCD to be viewed from the right hand side where depth and shape are created.*



**LCD8188**  
Victorian, Federal, Georgian,  
French  
CM8823      BB8110  
CO703      FR8971  
CO704



**LCD8190**  
Federal, Georgian, Colonial,  
Byzantine, Romanesque  
CM8859      DS1x4 Jobsite Cut  
CDS1x4      CM8820  
DS1x6      DS1x6  
CO723      BB155  
MB192      FR8954

*LCD8190 shows MB192 at 5" o/c. Pricing reflects 6" o/c. Please order more MB192 if you desire closer spacing.*



Note Detail



**LCD8192**

French, Victorian,  
English-French Country

CM8812	CO702
CO703	FR8960



**LCD8194**

Classical, Italian, Baroque

CM8830	CO702
CO703	PM8557



**LCD8196**

Classical, Colonial, English-French  
Country, Victorian

CM8860	BB156
CDS1x4	FR8956
DS1x6 Jobsite Cut	PM8535



*LARGE COVE DETAIL -  
CM8810, CO703, CO704,  
PM8529, DS1x4, CM8857*



*AN UNBELIEVABLE REMODEL -  
Ceiling and Crown starting at top -  
PM8525, PM8553, FR8953,  
PM8535, CM8801, BB8122,  
FR8965, CR882  
Window Shelf - PM593, CM8808  
All Curved Work is Ultra-Flex*