

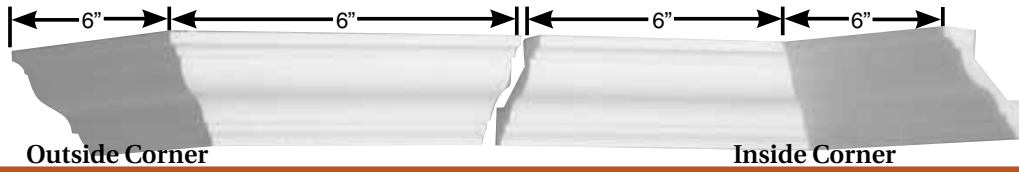
Cornice Mouldings

8 Ft. Lengths

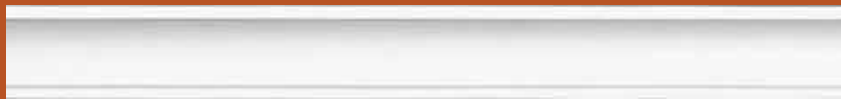
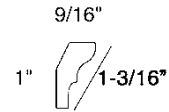
Measurements are approximate

Pre-mitered corner sets are available for most cornice mouldings in the duropolymer collection and consist of two pieces that require assembly.

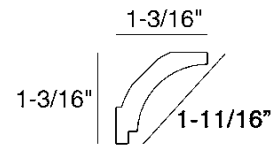
Sold in sets. Set consists of 4 pcs. equal to 2 corners.



CX111




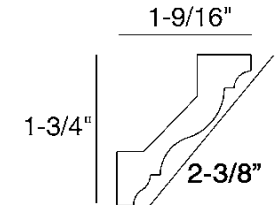
CX115



CX110

CX110E (outside)


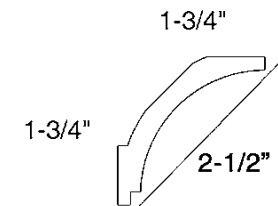
CX110I (inside)



CX109

CX109E (outside)

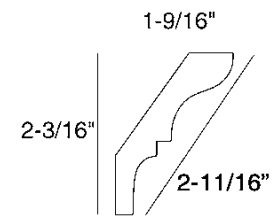
CX109I (inside)



CX112

CX112E (outside)

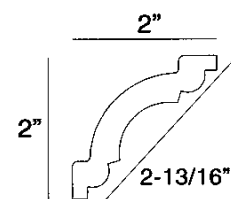
CX112I (inside)



CX124

CX124E (outside)

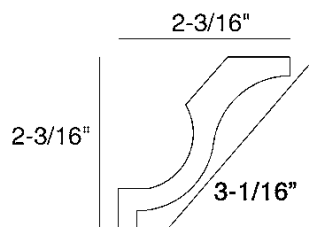
CX124I (inside)



CX108

CX108E (outside)

CX108I (inside)

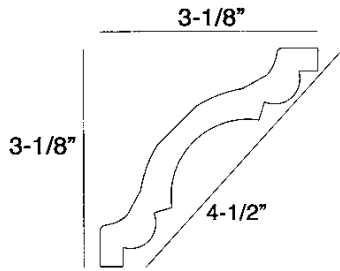


When mounting, if not nailing, it is recommended to use Orac DecoFix Pro. You must use Orac DecoFix Pro for all joints (see page 29).

# Cornice Mouldings

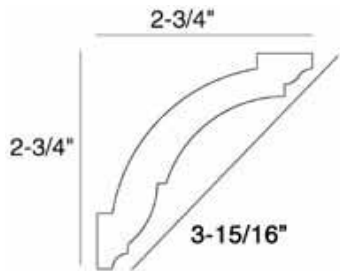
8 Ft. Lengths

Measurements are approximate




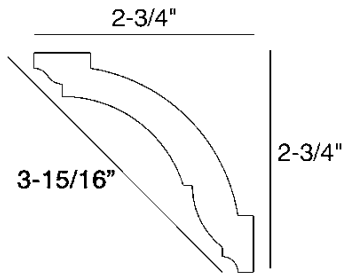
CX123  
CX123E (outside)

CX123I (inside)



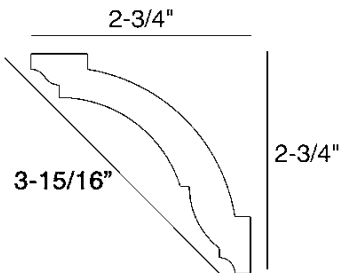
CX135  
CX135E (outside)

CX135I (inside)




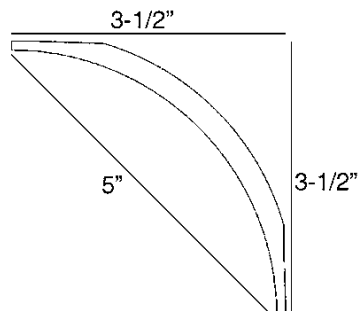
CX100  
CX100E (outside)

CX100I (inside)



CX101  
CX101E (outside)

CX101I (inside)



CX126  
CX126E (outside)

CX126I (inside)

When mounting, if not nailing, it is recommended to use Orac DecoFix Pro. You must use Orac DecoFix Pro for all joints (see page 29).

Cornice Mouldings

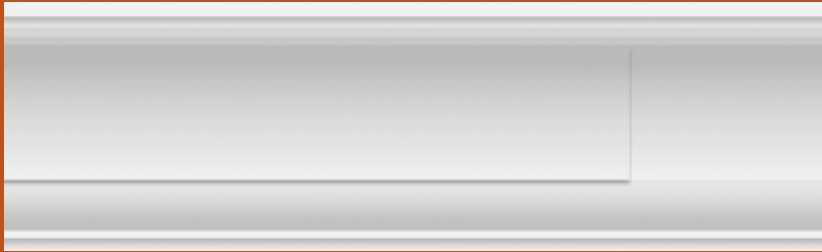
8 Ft. Lengths

Measurements are approximate

Pre-mitered corner sets are available for most cornice mouldings in the duropolymer collection and consist of two pieces that require assembly.  
**Sold in sets. Set consists of 4 pcs. equal to 2 corners.**


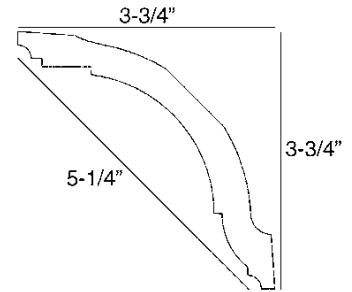
6" 6" 6" 6"

Outside Corner Inside Corner



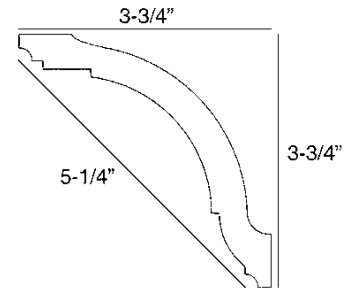
CX127  
CX127E (outside)

CX127I (inside)



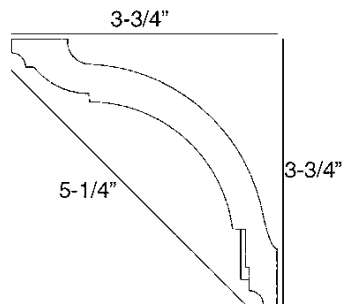
CX128  
CX128E (outside)

CX128I (inside)



CX129  
CX129E (outside)

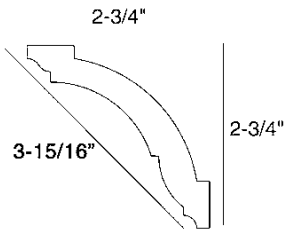
CX129I (inside)



When mounting, if not nailing, it is recommended to use Orac DecoFix Pro. You must use Orac DecoFix Pro for all joints (see page 29).

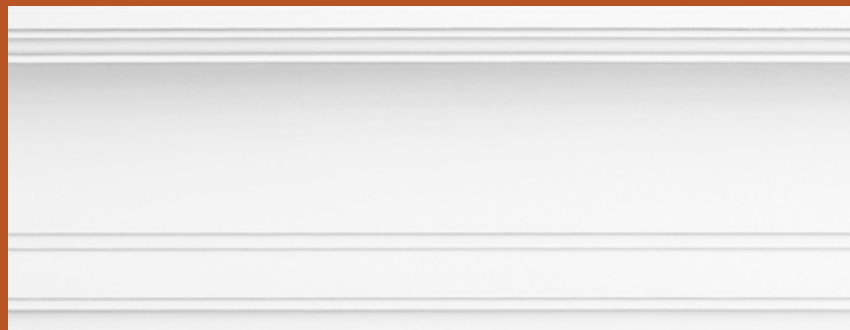
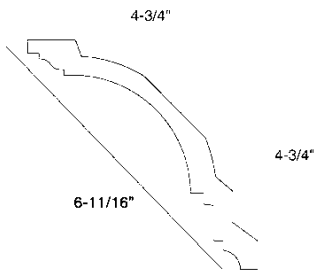
# Cornice Mouldings

8 Ft. Lengths  
Measurements are approximate




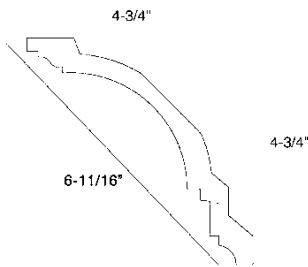
CX136  
CX136E (outside)

CX136I (inside)



CX106  
CX106E (outside)

CX106I (inside)



CX107  
CX107E (outside)

CX107I (inside)

