

FYPON®

DECORATIVE MILLWORK





NICE TOUCH.

When you want to add the ultimate finishing touch, Decorative Millwork is the perfect choice for either interior or exterior applications. Fypon® craftsmanship is evident in every exquisite detail. From Brackets, Corbels and Gable Pediments to Niches, Ceiling Medallions and Domes, our architecturally accurate Decorative Millwork provides a collection that will expand your design possibilities and help define the architectural character of any building or room. While all Decorative Millwork is finished in pre-primed white, some styles are moulded with a natural redwood texture and color, ready to stain or paint. These woodgrain/stainable products are noted with an **S** after the part number, signifying the woodgrain texture. **For installation instructions, refer to the back of the comprehensive, full-line product catalog or visit www.fypon.com.**



Brackets



Quoins



Gable Pediments



Dentil Blocks



Corbels



Niche, Plain



Ceiling Medallions

FYPON

HOW TO ORDER DECORATIVE MILLWORK.

As always, your first step when ordering any Decorative Millwork is to find the proper size for your specific application by measuring the width and height. All item codes are alphanumeric—the “alpha” is product descriptive and the “numeric” relates to either size or style—for examples see below.

SAMPLE CHART

Part Number		DIMENSIONS		
		Projection	Height	Overall Width
BKT10X12 Classic Mini Scroll		10 1/8"	12 1/2"	1"

BKT 10X12

Bracket Size

COR 5X10

Corbel Size

DTLB 6X4X6

Dentil Block Size

CM 16 AT

Ceiling Medallion Diameter Style

BKT 7X9 S

Bracket Size Woodgrain/Stainable



Bracket

DIMENSIONS				
Part Number		Projection	Height	Overall Width
BKT2X10		2 1/4"	9 1/2"	3 1/2"
BKT3X4X6 Cove		2 13/16"	4 1/2"	6"
BKT3X5		3"	5 1/8"	2 3/16"
BKT4X8S Carved Scroll		3 7/8"	7 5/8"	3 1/4"
BKT4X18X4		4"	18"	4"
BKT5X8		5 7/16"	8 1/4"	4 13/16"
BKT5X8X6		7 7/8"	5"	5 3/4"
BKT5X20 Gable		5"	20"	3"

Bracket (continued)

DIMENSIONS				
Part Number		Projection	Height	Overall Width
BKT5X20X5		4 7/8"	20"	5 3/8"
BKT6X8		6"	8"	1 1/2"
BKT6X24 Plain		6"	24"	4"
BKT6X24X6		6"	24"	6"
BKT7X5		9"	4 1/2"	7"
BKT7X8 Billerica Bracket See the BKT22X30 on page 10 DM or BKT30X30X7 on page 11 DM for larger scaled similar bracket		6 9/16"	7 9/16"	1 3/4"
BKT7X9S Carved Leaf		6 3/4"	8 7/8"	1 3/4"
BKT7X10 Knee		7 5/8"	10 5/8"	3"

CHART CONTINUED ON FOLLOWING PAGE.

Indicates Woodgrain/Stainable Products

Bracket (continued)

DIMENSIONS

Part Number		Projection	Height	Overall Width
BKT7X10X2		7 1/8"	10 1/4"	2 1/8"
BKT7X11X3		7"	11"	3 1/2"
 BKT7X11S Carved Grape		6 9/16"	10 3/4"	1 3/4"
BKT7X16 Carved Spiral		7 7/16"	16 1/4"	5 1/2"
BKT7X18		6 5/8"	18 1/4"	7 3/4"
BKT7X22		7"	21 1/2"	12 1/8"
BKT8X8 Cove		8"	8"	2"
BKT8X8X3.8		8"	8"	3 7/8"

Bracket (continued)

DIMENSIONS

















Part Number		Projection	Height	Overall Width
BKT8X8X4 Traditional		8"	8"	4 7/8"
BKT8X13 Cove		8"	13"	7 1/4"
BKT8X15 Massive		7 7/8"	14 7/8"	8 1/4"
BKT8X17 Designer		8 3/16"	16 5/8"	6 13/16"
BKT8X18		8"	17 3/4"	2 5/8"
BKT8X18X3		7 15/16"	18 1/4"	3 5/16"
BKT8X24X4		8"	24"	4"
BKT9X4		9"	3 1/2"	6"

CHART CONTINUED ON FOLLOWING PAGE.

 Indicates Woodgrain/Stainable Products

Bracket (continued)

DIMENSIONS

Part Number		Projection	Height	Overall Width
BKT9X9 Rough Wall		9"	8 1/2"	7 7/8"
BKT9X11 Post		9"	11"	3 1/2"
BKT9X12		9"	12"	10"
BKT9X12X3		9"	12"	3 1/2"
BKT9X13 Knee		9"	13"	3"
BKT9X13X5 Knee		9"	13"	4 7/8"
BKT9X15		9"	14 1/2"	7"
BKT9X19		8 3/4"	18 3/4"	1 7/8"

Bracket (continued)









DIMENSIONS

Part Number		Projection	Height	Overall Width
BKT9X31		9"	30 3/4"	2 1/2"
BKT10X10		10"	10"	2 1/2"
BKT10X10X9		10"	10"	9 1/8"
BKT10X11 Cove		10 1/2"	11 1/4"	3"
BKT10X12 Classic Mini Scroll See the BKT19X20 on page 9 DM and the BKT23X25 on page 10 DM for larger scaled similar brackets		10 1/8"	12 1/2"	1"
BKT10X12LF		9 1/2"	12 1/4"	5 1/4"
BKT10X12X4 Plain		10"	12"	4"
BKT10X16		9 3/4"	16"	2 3/4"

CHART CONTINUED ON FOLLOWING PAGE.

 Indicates Woodgrain/Stainable Products

Bracket (continued)

Part Number	Image	DIMENSIONS		
		Projection	Height	Overall Width
BKT11X11 Open Tulip		11 3/8"	11 3/8"	1"
BKT11X12X3		11 1/4"	12"	3 1/2"
BKT11X15 Knee		11"	15"	3"
BKT11X16 Traditional		10 1/2"	16 3/16"	4 3/8"
BKT11X16X3		11"	15 1/2"	2 1/2"
BKT11X17 Hollow		11"	17"	2 7/8"
BKT11X20 Post		11"	20"	3 1/8"
BKT11X20X8 Designer		11"	20 1/2"	8"

Bracket (continued)

Part Number	Image	DIMENSIONS		
		Projection	Height	Overall Width
BKT11X21 Plain		11 1/8"	21"	10 1/4"
BKT11X30 Gable		11 1/4"	30"	11 1/4"
BKT12X4		12"	3 3/4"	2 3/4"
BKT12X10 Recessed		12"	10 1/8"	7 1/4"
BKT12X12 Scalloped MLD640 - Moulding Match (See Mouldings Section/Catalog, Page 30 ML)		11 1/2"	12 1/4"	1"
BKT12X12GP Gable		12"	12"	1"
BKT12X12WW Wagon Wheel		11 13/16"	11 13/16"	1"

CHART CONTINUED ON FOLLOWING PAGE.

Bracket (continued)

DIMENSIONS

Part Number		Projection	Height	Overall Width
BKT12X12X3		12"	12"	3"
BKT12X12X4		12"	12"	3 1/2"
BKT12X17		12 1/16"	16 1/2"	3"
BKT12X21X3		12 1/4"	21 1/8"	3 3/16"
BKT12X24 Flat		12"	24"	3 1/2"
BKT12X24X3 Post		12"	24"	3 1/2"
BKT12X36X4		12"	36"	4"
BKT13X6		13 1/4"	6"	6"

Bracket (continued)

DIMENSIONS

Part Number		Projection	Height	Overall Width
BKT13X7		13 1/4"	6 1/2"	7 5/8"
BKT13X13 Tulip		12 7/8"	12 7/8"	1"
BKT13X13X1 Tulip		12 7/8"	12 7/8"	1"
BKT13X13X3 Plain		13"	13"	3 1/2"
BKT13X15 Small Projection		14 3/4"	12 1/2"	5"
BKT13X29X3		13 5/16"	28 3/4"	3 1/2"
BKT14X12 Teardrop		14"	12"	1 1/2"
BKT14X14 Angle		13 1/2"	13 1/2"	3 1/2"

CHART CONTINUED ON FOLLOWING PAGE.

Indicates Woodgrain/Stainable Products

Bracket (continued)

Part Number	Image	DIMENSIONS		
		Projection	Height	Overall Width
BKT14X15 Scalloped MLD640 - Moulding Match (See Mouldings Section/Catalog, Page 46 ML)		14"	14 5/8"	1"
BKT14X16 Plain		14"	15 3/4"	4"
BKT14X30X8		14 1/4"	30"	7 1/2"
BKT15X10		14 3/4"	9 7/8"	9 1/4"
BKT15X15 Arch		15"	15"	2 1/2"
BKT15X19 Knee		15"	19"	3 1/2"
BKT15X15X1		14 1/2"	14 1/2"	1"
BKT15X28		15 13/32"	27 9/16"	8 11/32"

Bracket (continued)

Part Number	Image	DIMENSIONS		
		Projection	Height	Overall Width
BKT16X8 Detailed Scroll		15 7/8"	7 7/8"	10 1/4"
BKT16X9		15 7/8"	9 1/4"	3 5/8"
BKT16X9X4		15 7/8"	9 1/4"	3 5/8"
BKT16X16		15 7/8"	15 7/8"	2"
BKT16X16X2		15 7/8"	15 7/8"	2"
BKT16X16X3		16"	16"	2 1/2"
BKT16X18X3 Post		16"	18"	3 1/2"
BKT16X23X3		16 13/32"	22 21/32"	3 1/2"

CHART CONTINUED ON FOLLOWING PAGE.

Bracket (continued)

DIMENSIONS

Part Number		Projection	Height	Overall Width
BKT17X10 Scalloped MLD640 - Moulding Match (See Mouldings Section/Catalog, Page 46 ML)		16 3/4"	9 5/8"	1"
BKT17X17 Post		16 1/2"	16 1/2"	3 1/2"
BKT18X9X3S Post		18"	9"	3"
BKT18X10 Recessed		18"	10 1/8"	7 1/4"
BKT18X18X4 Post		18"	18"	3 1/2"
BKT18X19 Scalloped		17 15/16"	18 7/16"	2 11/16"
BKT18X24 Scroll		18"	24"	1"
BKT18X24X3 Plain		18"	24"	3"

Bracket (continued)

DIMENSIONS

Part Number		Projection	Height	Overall Width
BKT18X24X4 Post		18"	24"	3 1/2"
BKT18X30X4 Post		18"	30"	3 1/2"
BKT18X35 Designer		17 1/2"	35"	11"
BKT19X8		19"	7 5/8"	8 1/8"
BKT19X9		9 1/4"	18 3/4"	3/4"
BKT19X20 Victorian See the BKT10x12 on page 5 DM and the BKT23x25 on page 10 DM for differently scaled similar brackets		19 1/2"	19 9/16"	1 1/8"
BKT19X24X4		18 5/8"	24"	4"
BKT19X31 Arch		19 1/2"	31 1/2"	7 1/4"

CHART CONTINUED ON FOLLOWING PAGE.

Indicates Woodgrain/Stainable Products

Bracket (continued)

Part Number		DIMENSIONS		
		Projection	Height	Overall Width
BKT20X30X6		20"	30"	5 1/2"
BKT20X35		20 1/4"	35"	10"
BKT22X21 Victorian		21 3/4"	21 1/2"	3"
BKT22X21X1 Victorian		21 1/2"	21 7/8"	1"
BKT22X22 Angle		22"	22"	2 3/4"
BKT22X26 Plain		22 1/2"	26"	8 1/2"
BKT22X30 Billericia <small>See the BKT7X8 on page 3 DM or BKT30X30X7 on page 11 DM for a smaller and larger scaled similar bracket</small>		22"	30"	5 1/2"
BKT22X42 Plain Soffit		43 1/2"	22"	5 5/8"

Bracket (continued)









Part Number		DIMENSIONS		
		Projection	Height	Overall Width
BKT22X42X5 Deco Soffit		43 1/2"	22"	5 5/8"
BKT23X11		23"	11 1/2"	9 1/4"
BKT23X25 Victorian <small>See the BKT10X12 on page 5 DM and the BKT19X20 on page 9 DM for smaller scaled similar brackets</small>		23 1/4"	25 1/2"	1 3/16"
BKT24X12 Victorian		23 1/2"	11 1/2"	9 1/4"
BKT24X24X5 Arched Post		24"	24"	5"
BKT24X24X12 Recessed		24"	24"	12"
BKT24X36		24"	36"	3 1/2"
BKT25X25 Arch		25"	25"	4"

CHART CONTINUED ON FOLLOWING PAGE.

 Indicates Woodgrain/Stainable Products

Bracket (continued)

DIMENSIONS

Part Number		Projection	Height	Overall Width
BKT25X27 Post		25"	27 1/2"	3 1/2"
BKT25X36		25"	35 1/2"	17 3/4"
BKT26X8 Scalloped MLD640 - Moulding Match (See Mouldings Section/Catalog, Page 30 ML)		26"	8"	1"
BKT26X23 Arch		26 13/32"	22 3/4"	5 11/32"
BKT26X28 Detailed		26"	28"	2 9/16"
BKT28X30 Arch		28"	30"	3 1/2"
BKT30X30 Massive Arch		30"	30"	6"
BKT30X30X7 Billerica See the BKT7X8 on page 3 DM and BKT22X30 on page 10 DM for smaller and larger scaled similar bracket		30"	30"	7"

Bracket (continued)

DIMENSIONS










Part Number		Projection	Height	Overall Width
BKT30X30X8		30"	30"	8"
BKT31X30X5		31"	30"	5"
BKT32X32 Post		32"	32"	6"
BKT36X36 Massive Arch		36 1/8"	36 1/8"	6"
BKT36X36X4		36"	36"	4"
BKT36X36X6		36"	36"	6"
BKT36X42		36 1/8"	42 1/8"	3 5/8"
BKT40X40 Post		40"	40"	6"

CHART CONTINUED ON FOLLOWING PAGE.

 Indicates Woodgrain/Stainable Products

Bracket (continued)

DIMENSIONS

Part Number	Projection	Height	Overall Width
 BKT48X14X3S	48"	14 ¹³ / ₁₆ "	3"
BKT58X45 Massive Arch	58"	45 ¹ / ₂ "	5"
BKT66X34	66"	34 ¹ / ₈ "	4 ¹ / ₂ "

Bracket (continued)

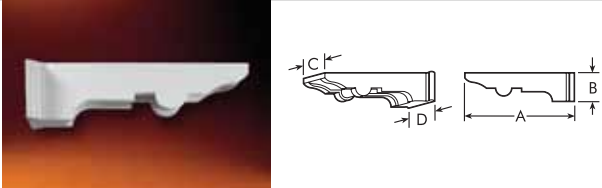
DIMENSIONS

Part Number	Projection	Height	Overall Width
BKTL12X8	12"	7 ¹ / ₂ "	¹ / ₂ "
BKTR12X8	12"	7 ¹ / ₂ "	¹ / ₂ "

Bracket - Astragal

DIMENSIONS


Part Number	A	B	C	D
BKT35X9 Astragal	35"	9"	7"	10 ³ / ₄ "

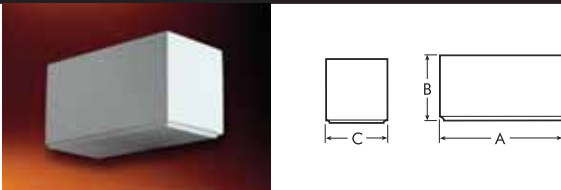


Filler Block/Pitch Block

UNATTACHED ACCESSORIES

DIMENSIONS

Part Number	A	B	C	Detailed Corbel Match (See Below)
F100 Filler Block/Pitch Block <small>NOTE: This Pitch Block serves as a Filler Block for Corbels on the gable end, and can be field cut at an angle for various pitches.</small>	10 ³ / ₈ "	5 ¹ / ₂ "	5"	 COR10X14



Corbel

UNATTACHED ACCESSORIES


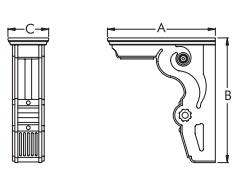
Part Number	DIMENSIONS		A		B		C		Filler Block/Pitch Block (See Above)
COR5X10 Recessed Matches pitched corbels on page 14 DM				5 1/4"	10"	4"		—	
COR5X10RGH Recessed Rough				5 1/4"	10"	3 1/2"		—	
COR7X11S				7 3/8"	11 3/8"	7"		—	
COR10X14 Detailed				9 11/16"	14 1/2"	3 3/4"		F100	
COR11X20 Designer				11"	20"	6 1/2"		—	
COR12X16 Detailed				10 15/16"	16 1/4"	6"		—	
COR14X26 Designer				14 7/16"	26"	6 1/2"		—	

CHART CONTINUED ON FOLLOWING PAGE.


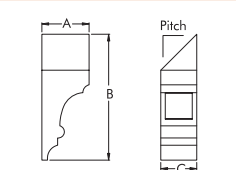

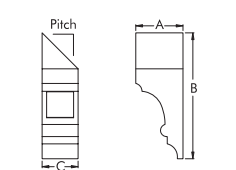
Indicates Woodgrain/Stainable Products

Corbel (continued)

UNATTACHED ACCESSORIES

		DIMENSIONS				
Part Number		A	B	C	Filler Block/Pitch Block (Page 14 DM)	
COR22X26 Designer	 	22 1/2"	26"	8 1/2"	—	

Corbel - Left Pitch/Right Pitch

		DIMENSIONS			
Part Number		A	B	C	Pitch
LEFT PITCH Left-side Pitched Application - Matches COR5X10 (Page 14 DM)					
COR5X13L6 Recessed	 	5 1/4"	12"	4"	6/12 Left Side
COR5X13L8 Recessed		5 1/4"	12 21/32"	4"	8/12 Left Side
COR5X13L10 Recessed		5 1/4"	13 11/32"	4"	10/12 Left Side
COR5X13L12 Recessed		5 1/4"	14"	4"	12/12 Left Side
RIGHT PITCH Right-side Pitched Application - Matches COR5X10 (Page 14 DM)					
COR5X13R6 Recessed	 	5 1/4"	12"	4"	6/12 Right Side
COR5X13R8 Recessed		5 1/4"	12 21/32"	4"	8/12 Right Side
COR5X13R10 Recessed		5 1/4"	13 11/32"	4"	10/12 Right Side
COR5X13R12 Recessed		5 1/4"	14"	4"	12/12 Right Side

 Indicates Woodgrain/Stainable Products